

# Step-By-Step Quick Start Guide To Using Your Generator

## 1 Remove Generator From Package

## 2 Add Oil

Oil Type: SAE10W-30 Oil (Must add BEFORE first use)  
Oil Capacity: 38 fluid oz  
Because this generator includes Low Oil Shut Off, the generator will not start with low oil. Start out with 38 oz, then fill until almost overflowing.)

## 3 Add Fuel

- If using **Gasoline**, add Unleaded gasoline only octane rating of 87 or higher. Maximum Capacity: 8.0 Gallon gasoline fuel tank
- If using **Propane**, connect Regulator Hose to Propane Tank and the LP Gas Inlet on Generator.

## 4 Start The Generator

- Use the generator **OUTDOORS** in a **WELL VENTILATED AREA**.
- **DO NOT CONNECT** electrical devices until **AFTER** the generator is started.
- Turn Engine Switch to ON
- A. If using **GASOLINE**, Turn **FUEL PETCOCK** to ON (Figure A)
- B. If using **PROPANE**, connect the regulator hose kit to the gas inlet, then turn tank valve to ON (Figure B)
- Adjust the **CHOKE** to **CLOSED/CHOKE** position (Figure C)
- Start the generator manually with the **Recoil (Pull) Start**, OR
- Install battery then turn switch to **START**.
- Once the engine has started, **GRADUALLY** move the choke lever to the **"RUN/OPEN"** position until the engine levels off. Then let the engine run approximately 5 minutes **BEFORE** adding appliances or tools.
- You can now connect electrical devices.

# GEN9000DF

9,000 Surge / 8,000 Running Watts

**POWERED BY UNLEADED  
GASOLINE OR PROPANE FUEL**

### GENERATOR SPECIFICATIONS:


- 15.0 HP Engine, 4 Stroke OHV
- Recoil Start
- 8.0 Gallon Fuel Tank
- Low Oil Shut Off
- AVR Automatic Voltage Regulation
- UL Listed Electrical Components
- Engine Shut Off Switch
- Circuit Breaker & Power Outlets
- 4 x 120 Volt GFCI A/C Outlets
- 1 x 120/240 Volt Twist Lock Outlet
- 1 x 120 Volt RV Outlet
- Complies with EPA emissions
- Run time = 10 hours @ 50% load
- Run time = 5 hours @ 50% load on 20 lbs of LPG Fuel
- Decibel Rating < 80 db @ 0% load
- Warranty: 2 YEAR limited
- \* SURGE WATTS / RUNNING WATTS MAY BE REDUCED BY 10% WHEN USING PROPANE FUEL VS USING GASOLINE.

**OIL IS NOT INCLUDED WITH THIS GENERATOR. IT IS SOLD SEPARATELY.**


Read and understand instruction manual before using generator.




Fuel Petcock (Figure A)



(Figure B)



(Figure C)



**TOLL-FREE NATIONWIDE HELP LINE! 866-460-9436**

Questions? Problems? CALL CUSTOMER SERVICE FOR SERVICE,  
PARTS & TECHNICAL SUPPORT.

Visit our website for Troubleshooting & Frequently Asked Questions  
Monday-Friday 8:00-4:30 Central Time

**SPORTSMAN**

[www.sportsmanseriesbrand.com/generators](http://www.sportsmanseriesbrand.com/generators)