



POP-UP PIT

CUSTOMER MANUAL

LIVE LIFE FIRESIDE

There's just something about sitting around a campfire. People unplug and just appreciate the family and friends around them. Some of the best conversations occur while sitting around a campfire, even meals taste better when cooked over an open flame. The campfire is the source of light, a safe zone of warmth and community. Gazing into the flames, we connect to our past. For thousands of years, man has sat around a fire, not just for fun, but for necessity. When we build a campfire, it reminds us of a simpler time.

The campfire remains at the heart of any outdoor adventure, yet it has been overlooked as technology has advanced. Every year we see new tents, better sleeping bags, more comfortable chairs, and colder coolers. Everything around the campfire has been innovated with the latest technology, but the campfire remains the same, a hole in the ground that holds destructive capabilities.

Fireside Outdoor was created with a simple purpose in mind: Engineer products that make managing an outdoor fire easier and safer. With the help of innovative materials and a team of skillful engineers, we are creating common sense solutions to long lasting problems.



This manual will help you get the most out of your Fireside Outdoor products so please keep it safe and refer to it for assistance and tips.

CARE AND MAINTENANCE

Proper care is required to keep your Pop-Up Pit performing optimally, be sure to read all of these instructions carefully to ensure years of use out of your Pop-Up Pit



Fire Color changers should NEVER be used on the Fire Mesh these will cause irreparable damage.

Avoid the use of any flammable liquids as they may pass through the Fire Mesh and cause a fire hazard.

FIRE

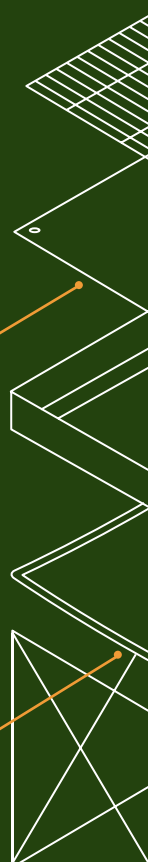
Before packing up and storing your Pop-Up Pit you should ensure that all ash is removed from the Fire Mesh. This should be done by rinsing the mesh after use. Any excess ash left on the Fire Mesh may degrade the stainless steel over a long period of time.

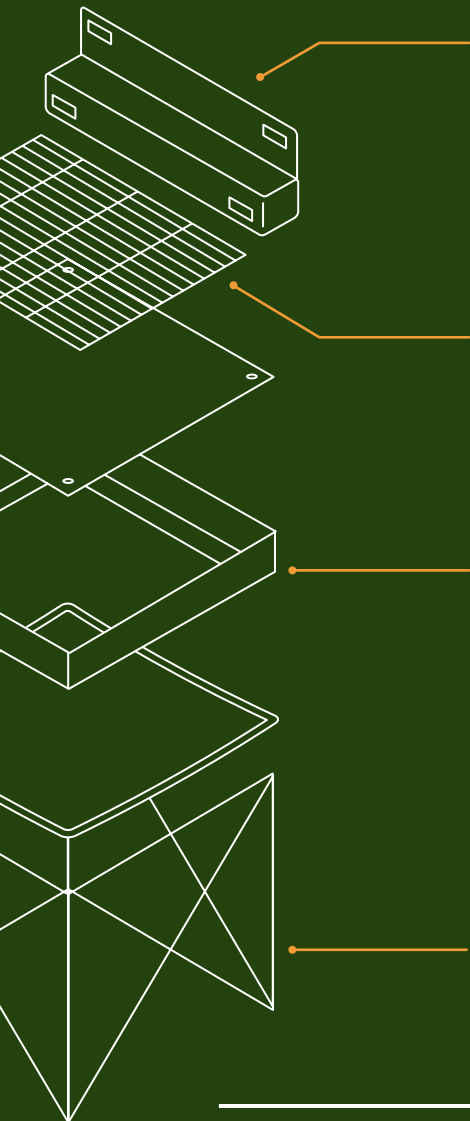
Note: Discoloration is to be expected after use, this is not removable.

HEAT SHIELD

Ensure the heat shield is always kept at least 5-6" away from the bottom of the Fire Mesh. Placing the heat shield too close to the Fire Mesh will cause damage.

Note: The Heat Shield is fire resistant not fire proof.





GRILL GRATE CARRYING

The vinyl carrying case can be rinsed with water and a light detergent to remove any grease or dirt that may have accumulated through use.

GRILLING GRATES

Stainless steel grill grates tolerate intense heat and are rust resistant. It typically only takes a quick brush to keep them clean.

EMBER GUARDS

Any soot build up can be removed by rinsing with a light detergent. A nylon brush may be used.

Note: Fires should always be kept at least 1" away from your Ember Guards to ensure proper airflow.

POP-UP PIT


No additional care needed. WD-40 can be applied to contact points on the frame to ensure smooth opening and closing.

ENHANCE YOUR FIRESIDE EXPERIENCE



THERMAL PROTECTION GLOVES

Protect your hands while working with your campfire or barbecue. Great for any open fires, barbecue grilling or even the home kitchen.



GROUND EMBER MAT

Use your Fireside Outdoor Ember Mat to keep popping embers and blowing ashes from damaging or polluting the ground around your fire pit or grill.



CAMPFIRE DEFENDER

Take Control Over Your Campfire! Cover your fire at the end of a night and safely keep your coals burning for 8 hours Wake Up To Hot Goals!

For more information on
our products visit us at:

} [FiresideOutdoor.com](https://www.FiresideOutdoor.com)



[FiresideOutdoor.com](https://www.FiresideOutdoor.com)