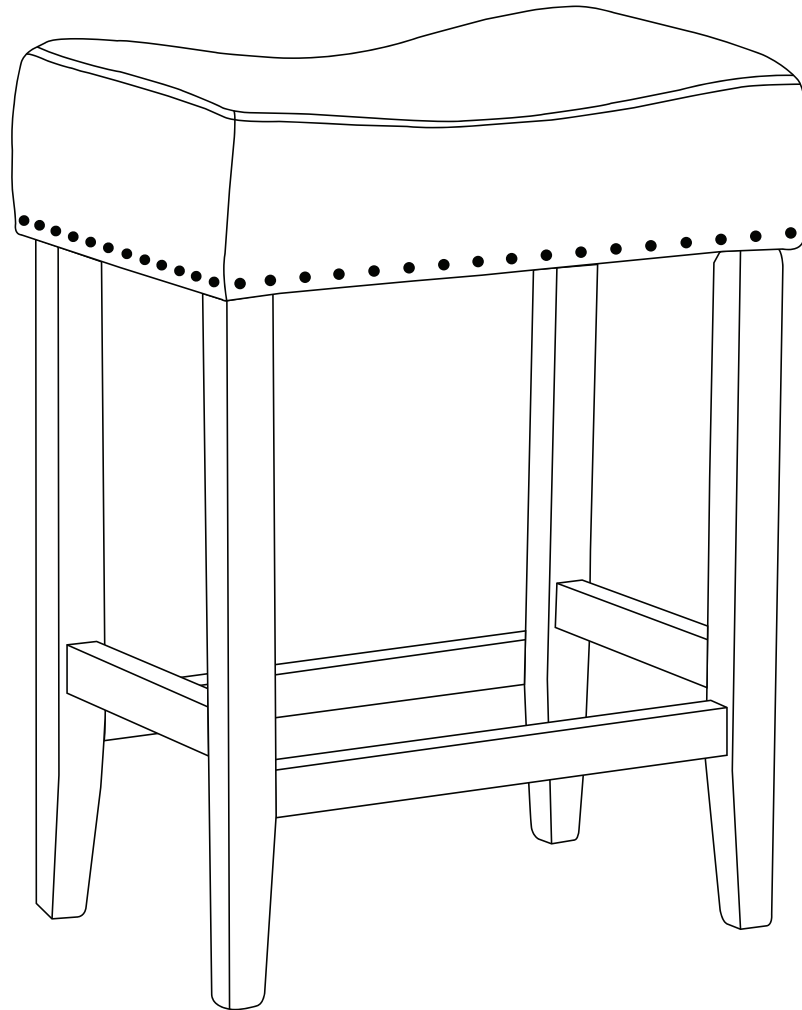


NATHAN JAMES



HYLIE STOOL COLLECTION

☎ Toll-free at 1-866-619-1004

✉ help@nathanjames.com

🌐 nathanjames.com/help

Ok, let's get rolling.

This should be easy, just follow our instructions / tune in to follow along and you will be back to Netflix in no time.

Estimated time for assembly

Standard mode

15:00

 Turbo mode

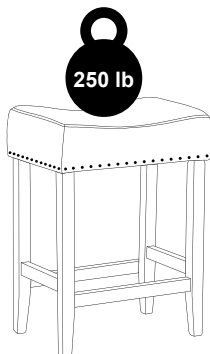
08:00

What you need

- Some bubbly or your preferred relaxant
- Scissors and Phillips screwdriver
- Use the packaging carton as a working surface to prevent product damage during assembly

 For Turbo Mode: Electric Drill (Hex and Phillips head)

Weight Limitation



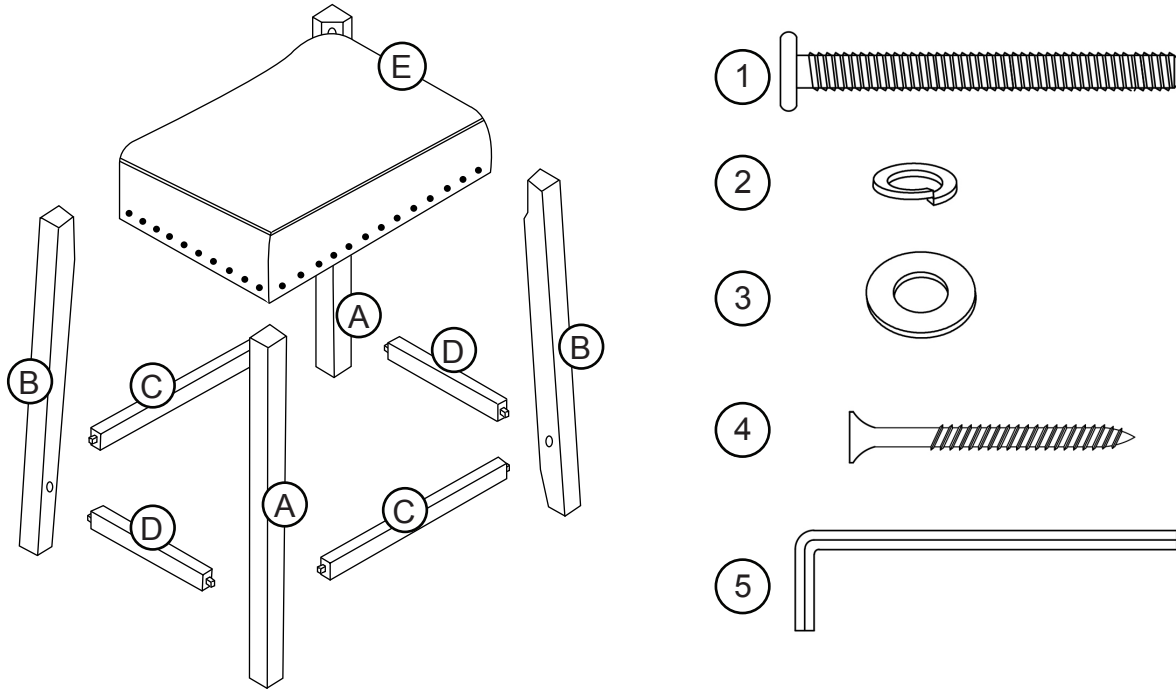
Let's assemble it together!

Grab your phone and scan the QR code to follow along with me or watch here <https://goo.gl/xuSgij>

What's included

Code	Description	Qty
A	Left Front / Right Back Legs with Floor Protector	2
B	Right Front / Left Back Legs with Floor Protector	2
C	Long Footrest	2
D	Short Footrest	2
E	Seat Cushion	1
1	¼ x 2 ⅛ inch Hex Button Head Bolt	8
2	¼ inch Lock Washer	8
3	¼ inch Flat Washer	8
4	¼ x 1 ¾ inch Phillips Flat-Head Screw	8
5	Allen Key	1

The goods

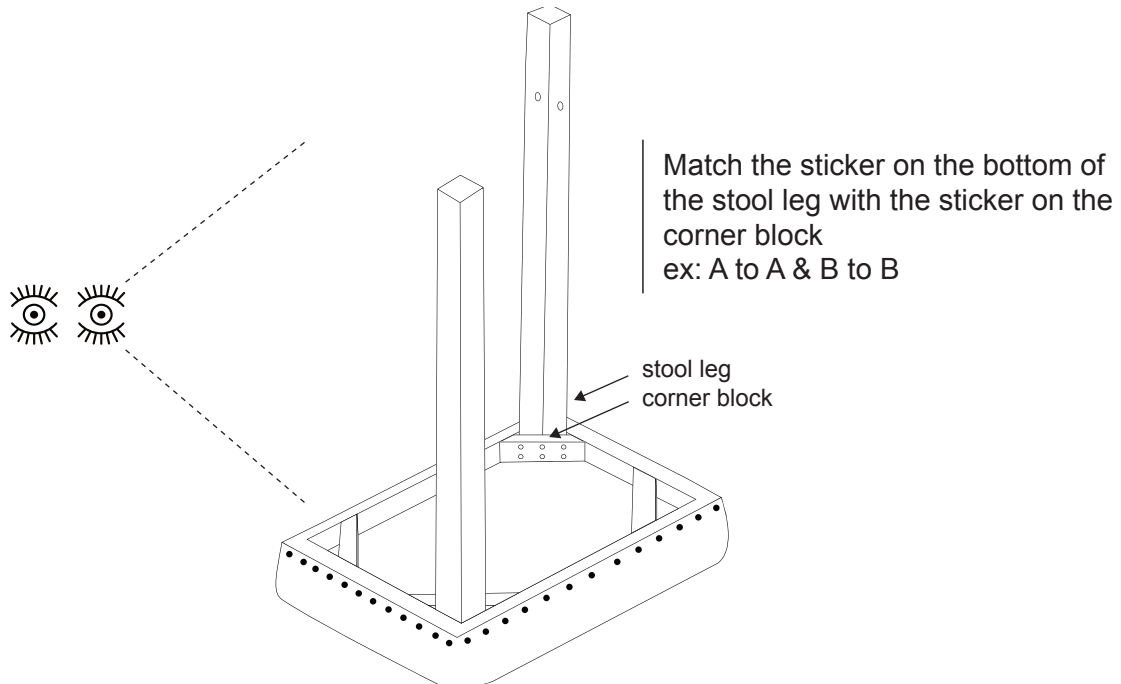


Step 1

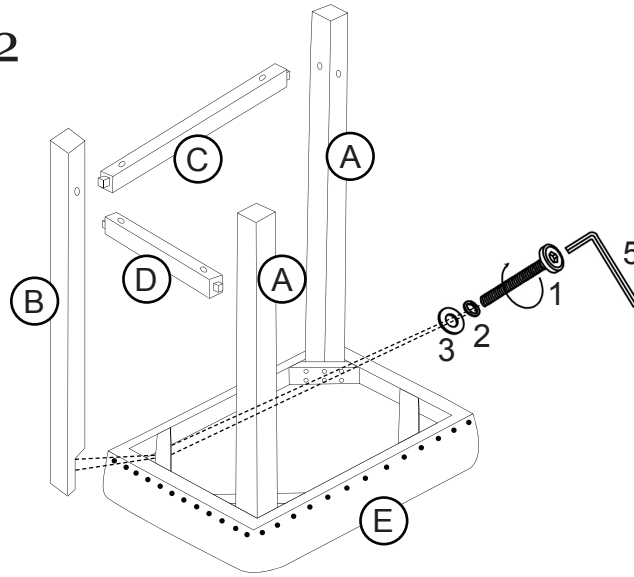


PLEASE TAKE A SECOND TO
MATCH LEG(S) STICKERS.

*Trust me.

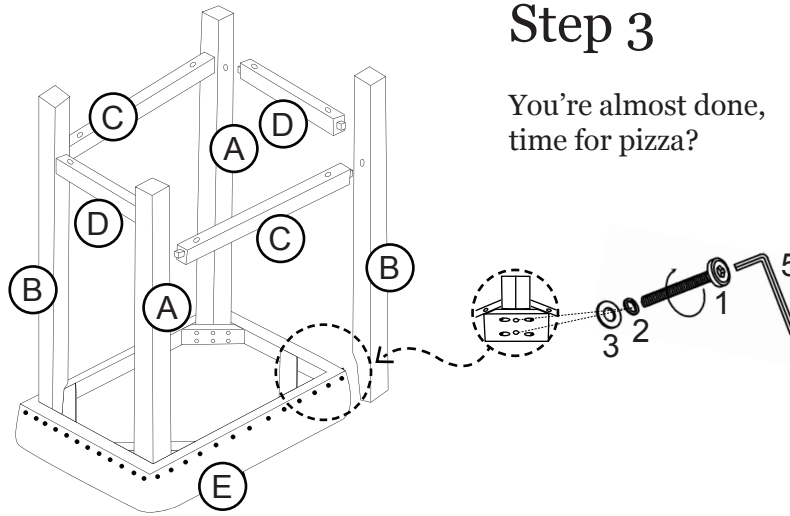


Step 2

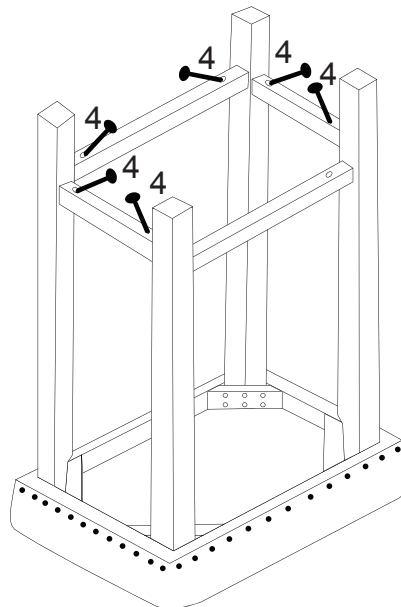



Step 3

You're almost done,
time for pizza?



Step 4












No heartburn, when we handle the return

Give us a call **1-866-619-1004** or shoot us a message at **help@nathanjames.com**
we will issue you a free replacement with zero hassle.



OUR WAY	THEIR WAY
 Give us a call	 Re-package item
 Replacement	 Schedule pick up
 You	 Track package
	 Replacement
	 You

We really don't want you to go through the hassle of re-packaging your item
and sending it back, because let's be honest...nobody has time for that.

Safety first, fun later.

We want your barstool to last as long as possible, so we recommend that you tighten the screws 2 weeks after assembly and for added safety check the tightness of all screw every 2 months.

For proper care and treatment of wood & fabric please check our website at nathanjames.com/products

Safety use of this product starts with you.

Use this stool responsibly and with the primary concern for your safety. Follow assembly instructions carefully and inspect product upon receipt and each use. Nathan James and its parent companies cannot be held legally responsible for any injuries or death resulted from failure to follow instructions or improper use of this product.

Proper Use

- ⊘ DO NOT - use for commercial purposes
- ⊘ DO NOT - place on uneven floor or surface
- ⊘ DO NOT - use as a step-stool or stand on stool
- ⊘ DO NOT - frolic around while on stool
- ⊘ DO NOT - seat more than one person on stool
- ⊘ DO NOT - sit on a damaged or broken stool
- ⊘ DO NOT - make temporary repairs
- ⊘ DO NOT - use outdoor

We are only in business if you're happy.

For starters,
thanks for being you.

- ☎ Toll-free at 1-866-619-1004
- ✉ help@nathanjames.com
- 🌐 nathanjames.com/help

We do our best to ensure your furniture arrives without any problems, but occasionally mistakes happen - as humans we are imperfect beings. In the event that a part is damaged or missing, we will be more than happy to provide you with replacement part(s) for free.

Warranty

Manufacturer-guaranteed lifetime warranty.
Please use your phone to scan the QR code to
register your product or visit <https://goo.gl/i9dk3q>



Did we do alright? Please spread the love!

If you are happy with your product, tell your friends and family about us or even better leave us a review online. Spreading the word gives us the opportunity to make more people happy and keep our prices low for your next purchase.

Brooklyn Burdon

- Founder, Nathan James