

Catalog Number: _____ Type: _____

Project: _____

Comments: _____ Date: _____

LED Mini Wallpack



The Halco Mini-Wallpack is an ideal surface mount solution for providing efficient lighting in apartment complexes, parks, shopping malls, courtyards, and various outdoor commercial and industrial applications. Featuring a dusk-to-dawn photocell, the fixture saves up to 76% of energy consumed by HID equivalents while maintaining a slim footprint. The Mini-Wallpack is designed to withstand the elements over the course of its useful lifetime and is backed by Halco's five-year limited warranty.



Construction

- Injection Die-Cast Aluminum Housing
- Shatter Resistant Polycarbonate Lens
- Textured Architectural Bronze Powdercoat Finish
- Silicone Gasketing

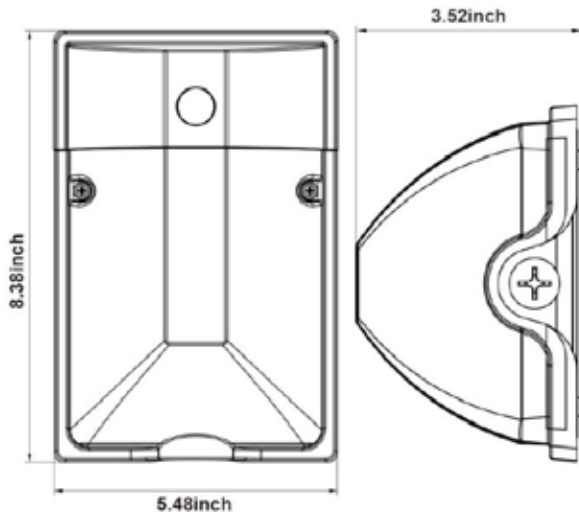
Features

- Replaces up to a 100W Pulse Start Metal Halide
- Lens designed to provide high efficiency and target the light where it's needed
- Energy Saving 0-10V Dimming and Button Photocell Standard
- IP65 Rated for Outdoor Dust and Wet Locations
- Type IV VS Optics Standard

Applications

- Building Perimeters
- General Façade Lighting
- Security Areas
- Egress Illumination
- Parking Structures
- Commercial Buildings
- Factory & Warehouses

Dimensions



| Ordering Code | Product Number | Wattage | CCT | Finish |
|---------------|----------------|---------|-------|------------------------|
| 10172 | MWP12/U40BZ/PC | 12 | 4000K | Bronze Standard Finish |
| 10146 | MWP12/U50BZ/PC | 12 | 5000K | Bronze Standard Finish |
| 10171 | MWP24/U40BZ/PC | 24 | 4000K | Bronze Standard Finish |
| 10147 | MWP24/U50BZ/PC | 24 | 5000K | Bronze Standard Finish |

LED Mini Wallpack

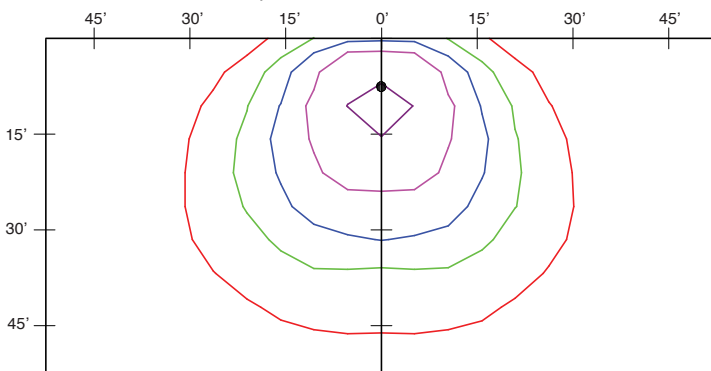
Ordering Information

| | | |
|------------------------------|--|---|
| Rated Wattage | 12 | 24 |
| Rated Lumen Output | 1579 | 2844 |
| Efficacy | 132 | 119 |
| Energy Savings | 50W MH replacement equating to an approximate 75% energy savings | 100W MH replacement equating to an approximate 75% energy savings |
| *L70 Useful Lifetime | >100,000 hrs | |
| L70 Seller | Maintenance and relamping costs reduced dramatically due to high L70 life time rating | |
| Voltage Range | 120-277V Standard; **347-480V Available | |
| Mounting Options | J-box/surface mounted | |
| CCT | 4000K, 5000K | |
| CRI | >70 | |
| BUG Ratings | B1-U3-G3 | B1-U3-G3 |
| Warranty | 5 yr. standard Halco Warranty | |
| Finish | Bronze Standard Finish | |
| Operating Temperature | -40°F ~122°F (-40°C ~ 50°C) | |
| Surge Protection | 4kV Integral Surge Suppression Standard | |
| Dimming | 0-10V Dimming | |
| Power Factor | <.9 | |
| THD | <15% | |
| Wet | ***IP65 and UL Wet Listing | |
| Qualifications | DLC Premium, UL, cULus, RoHs | |
| Spacing Criteria | Available Upon Request | |
| Product Weight (lbs) | 6.6 | 12.2 |
| Dimensions (in.) | 8.3" x 5.5" x 3.5" | |
| Construction | Injection die-cast aluminum body with shatter resistant glass lens | |
| Intended Use | "Traditional wall pack design with high-output LEDs to provide an energyefficient, low maintenance LED wall pack suitable for replacing up to 70W HPS or 100W MHfixtures. The traditional shape helps maintain building aesthetics when replacing only a portion of your building's wall packs. for outdoor applications such as personnel doors, loading areas, driveways and parking areas." | |

*Useful Life is defined as the point in time at which the lamp will maintain at least 70% of its initial lumens. The lamp will continue to operate past this point at decreased light levels. **347-480V Drivers are Field-Installable. Please See Accessory Table for 347-480V Diver Ordering Information. ***IP rated as "dust tight" and protected against water projected from a nozzle. May not be compatible with all dimming systems, dimming performance may vary by system.
 Warranty – Commercial / Industrial: This product is warranted for 5 years from the date of purchase. ** Check the latest update at www.DesignLights.org for listed product catalog numbers. Not all versions are listed.

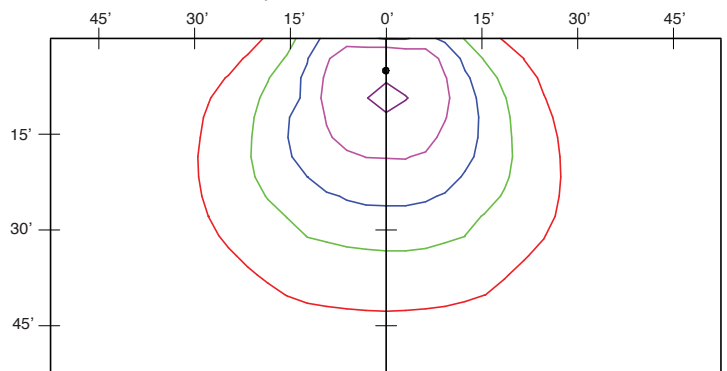
Photometrics

ISO Footcandle plot Wp1 40W ISO FC_15ft



| | | | |
|-------------------------------|-----|------|------|
| 12 Watt Mini-Wallpack | | | |
| 1579 Lumens | | | |
| 10' Mounting Height | | | |
| FOOT-CANDLE CORRECTION FACTOR | | | |
| NEW HEIGHT: | 10' | 15' | 20' |
| MULTIPLY BY: | 1 | 0.45 | 0.25 |

ISO Footcandle plot Wp1 60W ISO FC_20ft



| | | | |
|-------------------------------|------|-----|-----|
| 24 Watt Mini-Wallpack | | | |
| 2844 Lumens | | | |
| 15' Mounting Height | | | |
| FOOT-CANDLE CORRECTION FACTOR | | | |
| NEW HEIGHT: | 10' | 15' | 20' |
| MULTIPLY BY: | 1.95 | 1 | 0.5 |