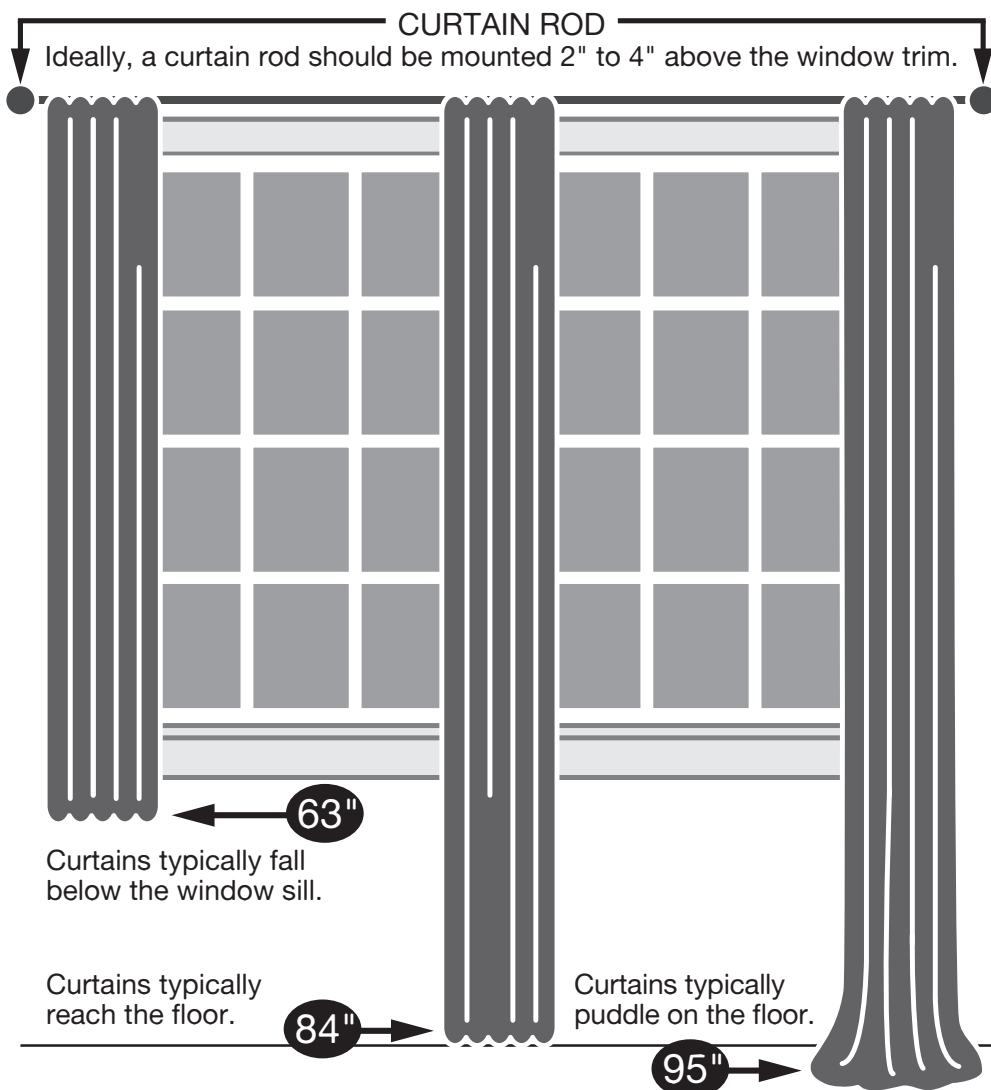


# WINDOW CURTAIN MEASURING GUIDE



For proper fullness, fabric should measure approximately 2 to 3 times the width of your window.

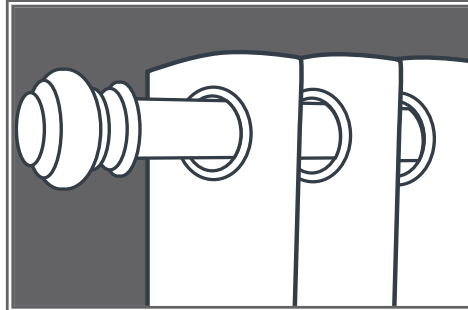
## Panels

WINDOW WIDTH	YOU WILL NEED
Up to 29" Wide	1 Panel
30" to 39"	1 or 2 Panels
40" to 48"	2 Panels
49" to 72"	3 Panels
73" to 96"	4 Panels
97" to 120"	5 Panels
121" to 144"	6 Panels

## Valances

WINDOW WIDTH	YOU WILL NEED
Up to 29" Wide	1 Valance
30" to 39"	1 or 2 Valances
40" to 48"	2 Valances
49" to 72"	3 Valances
73" to 96"	4 Valances
97" to 120"	5 Valances
121" to 144"	6 Valances

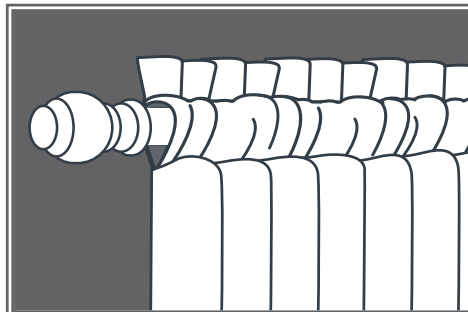
# WINDOW CURTAIN TOP CONSTRUCTION



## GROMMET

---

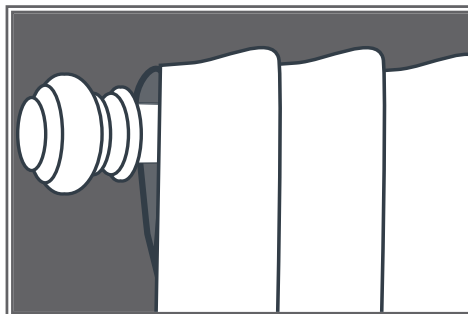
Metal grommets are easy to hang and style, easy to open and close.



## ROD POCKET

---

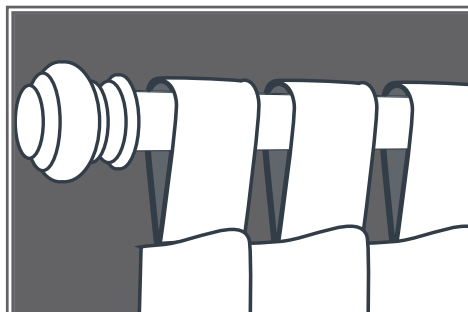
Rod slides into the built-in pocket for classic elegant styling.



## BACK TAB

---

Hidden back tabs create pleats for a clean updated feel.



## TAB TOP

---

Fabric tabs provide a casual relaxed look.