

# SE-0101C DOOR AND WINDOW DEFENDER W/CHIME

Ultra-slim magnetic/vibration alarm and chime

## PACKAGE INCLUDES:

- Door and Window Defender w/Chime...1PC
- Magnetic sensor switch...1PC
- AG13 (LR44) button cells...3PCS

## INSTALLATION:

- Peel and stick the tape on the back of the Door and Window Defender w/ Chime and attach it on any door/window frame.
- Affix the magnetic sensor switch close to the Door and Window Defender w/ Chime, keeping the three-line marker aligned with the ► on the product (see drawing I).
- For best performance, please keep the distance between the Door and Window Defender w/ Chime and magnetic sensor switch no wider than 0.5 inches.

## BATTERY INSTALLATION/REPLACEMENT:

- Slide down the battery cover in the lower part of the front panel.
- Follow the polarity instructions (see drawing II), and install 3 fresh AG13 (LR44) button cells (included).
- Gently slide the battery cover back up.

## OPERATION:

- Make sure the magnetic sensor switch is properly affixed.
- Slide the switch to "Chime" if you want to use it as an indicator that someone has entered or left through the door.
- Slide the switch to "Alarm" if you want to use it as a security device/alarm.
- After 5 seconds of LED flashing, a short beep will sound to indicate the Door and Window Defender w/ Chime is ARMED.
- An immediate alarm sound will go off continuously for 30 seconds once the door or window is opened or upon detecting vibration or shaking if in "Alarm" mode.
- The Chime will sound twice when the door/window is opened when in "Chime" mode.
- The alarm will return to the ARMED mode after the alarm has gone off for 30 seconds or the chime has sounded twice.
- You can stop the alarm or chime at any time by sliding the switch to the OFF position.
- If the LED stays ON when the Door and Window Defender w/ Chime is ARMED, this indicates that battery power is low. Please replace the batteries promptly.

## NOTES:

- **To ensure proper performance, check the battery power periodically.**
- **Not certified for use as a pool alarm.**
- The unit is not considered to be waterproof, so please do not expose the unit to rain.
- It is suggested that the unit be mounted at a height of 5 feet or more to keep away from children.
- Do Not Mix Old and New Batteries.
- Do Not Mix Alkaline, Standard, or Rechargeable Batteries.

## DISCLAIMER:

All Doberman Security items are strenuously tested by our experienced R&D teams. Doberman, however, does not guarantee that this item will prevent all theft and/or attacks from occurring. This item is only meant to act as an alarm and alert the user of an entry opening inside your home.

## LIMITED WARRANTY COVERAGE:

If your product does not work properly because of a defect in materials or workmanship, Doberman will, for the length of the period as follows, which starts with the date of original purchase ("warranty period"), replace it with a new or a refurbished product.

Product	Parts	Services
All Doberman Brand Products	Ninety (90) Days	Mail-in

During the parts warranty period, there will be no charge for Parts. You must first email acquiring a RMA number, and then mail-in your product during the warranty period. This warranty only applies to products purchased and serviced in U.S.A./CANADA

The warranty is extended only to the original purchaser of a new product, which was not sold "as is". A purchase receipt or other proof of the original purchase is required for warranty service.

For assistance in U.S.A./CANADA, please visit our Website at: <http://www.dobermanproducts.com> or, send your request by E-Mail to: [sales@dobermanproducts.com](mailto:sales@dobermanproducts.com)

## LIMITED WARRANTY LIMITS AND EXCLUSIONS:

The Warranty ONLY COVERS failures due to defects in materials or workmanship, and DOES NOT COVER normal wear and tear or cosmetic damage. The warranty ALSO DOES NOT COVER damages which occurred in shipment, or failures which are caused by products not supplied by Doberman, or failures which result from accidents, misuse, abuse, neglect, mishandling, misapplication, alteration, faulty installation, set-up adjustments, miss-adjustment of consumer controls, improper maintenance, power line surge, lighting damage, modification, rental use of the product, serviced by anyone other than a factory service center or other unauthorized service, or damage that is attributable to acts of God.

THERE ARE NO EXPRESS WARRANTIES EXCEPT AS LISTED UNDER "LIMITED WARRANTY COVERAGE". DOBERMAN IS NOT LIABLE FOR INCIDENTAL OR CONSEQUENTIAL DAMAGES RESULTING FROM THE USE OF THIS PRODUCT, OR ARISING OUT OF ANY BREACH OF THIS WARRANTY, INCLUDING WITHOUT LIMITATION, LOSS OF GOODWILL, PROFITS OR REVENUE, LOSS OF USE OF THIS PRODUCT OR ANY ASSOCIATED EQUIPMENT, COST OF SUBSTITUTE EQUIPMENT, DOWNTIME COSTS, OR CLAIMS OF ANY PARTY DEALING WITH BUYER FOR SUCH DAMAGES.

(As examples, this excludes damages for lost time, cost of having someone remove or re-install an installed unit if applicable, travel to and from the service provider. The items listed are not exclusive, but are for illustration only.)

ALL EXPRESSED AND IMPLIED WARRANTIES, INCLUDING THE WARRANTIES OF MERCHANTABILITY, ARE LIMITED TO THE PERIOD OF THE LIMITED WARRANTY.

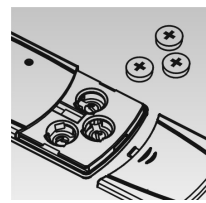
Some states and/or provinces do not allow the exclusions or limitations of incidental or consequential damages, or limitations on how long an implied warranty lasts, so the exclusions may not apply to you.

This warranty gives you specific legal rights and you may also have others rights which vary from state to state and from province to province. If a problem with this product develops during or after the warranty period, you may contact your dealer or service center. If the problem is not handled to your satisfaction, then write to Doberman's Customer Services Department

PARTS AND SERVICE, WHICH ARE NOT COVERED BY THIS LIMITED WARRANTY, ARE YOUR RESPONSIBILITY.



Drawing I



Drawing II

©2009, Doberman Security Products, Inc.

3002 Dow Avenue, Suite #408

Tustin, CA 92780 USA

Email: [customerservice@dobermanproducts.com](mailto:customerservice@dobermanproducts.com)

Internet: [www.dobermanproducts.com](http://www.dobermanproducts.com)

Warning: Changes or modifications to this unit not expressly approved by the party responsible for compliance could void the user's authority to operate this equipment.

NOTE: This equipment has been tested and found to comply with the limits for a Class B digital device, pursuant to Part 15 of the FCC Rules. These limits are designed to provide reasonable protection against harmful interference in a residential installation. This equipment generates, uses and can radiate radio frequency energy, and if not installed and used in accordance with the instructions, may cause harmful interference to radio communications.

However, there is no guarantee that interference will not occur in a particular installation. If this equipment does cause harmful interference to radio or television reception, which can be determined by turning the equipment off and on, the user is encouraged to try to correct the interference by one of the following measures:

- Reorient or relocate the receiving antenna.
- Increase the separation between the equipment and receiver.
- Connect the equipment into an outlet on a circuit different from that to which the receiver is connected.
- Consult the dealer or an experienced radio/TV technician for help.

## SE-0101C DOOR AND WINDOW DEFENDER W/CHIME

Ultra-delgada alarma de vibracion/magnetico con carillón

### PAQUETE CONTIENE:

- Door and Window Defender W/Chime...1 pieza
- Interruptor magnético del sensor...1 pieza
- Baterías celulares AG13 (LR44)...3 piezas

### INSTALACIÓN:

- Pele y pegue la cinta colocada atrás de la alarma y colóquela en el marco de cualquier puerta o ventana.
- Pegue el interruptor magnético del sensor cerca de la alarma, dejando la marca de tres líneas alineado con el símbolo ▶ marcado en el producto. (vea dibujo I)
- Para el mejor resultado deje la distancia entre la alarma y el interruptor magnético del sensor no mas de 0.5 pulgadas.

### INSTALACIÓN O RÉPLICA DE BATERÍAS:

- Desliza abajo la cubierta de batería localizado abajo en frente del panel.
- Siga las instrucciones de polaridad (vea dibujo II) instale tres baterías AG13 (LR44) celulares nuevas (incluidas).
- Suavemente cierre la cubierta.

### OPERACIÓN:

- Asegúrese que el interruptor magnético del sensor este correctamente localizado.
- Deslizar el interruptor a la posición "Chime" si quiere usarlo como indicador que alguien ha entrado o salido por la puerta.
- Deslizar el interruptor a la posición "Alarm" si quiere usarlo como alarma.
- Coloque el interruptor en "On".
- Después de 5 segundos del alumbramiento del LED, recibirá un sonido corto indicando que la "Door and Window Defender" esta activada.
- El carillon suena dos veces cuando la puerta o ventana se abre cuando esta la posición de "Chime".
- Habrá un sonido inmediato continuo durando 30 segundos al abrir la puerta o ventana o al detecta vibracion o movimiento si esta en modo "Alarm".
- La alarma se reactiva despues de los 30 segundos o el carillon ha sonado dos veces.
- Puedes desactivar la alarma o el carillon colocando el interruptor en "Off".
- Cuando la LED se mantiene alumbrada estando la "Door and Window Defender w/ Chime" activada indica que la batería esta baja. Por favor reemplace las baterías.

### NOTAS:

- Unidad no es protegida contra el clima, por favor no la exponga a la lluvia.
- Asegúrese que la baterías de la unidad tenga suficiente energía para servir como guarda de seguridad.
- Para prohibir acceso a niños se recomienda colocar la unidad a 5 pies o mas de altura.

### NEGACIÓN:

Todos los productos de "Doberman Security" están aprobados por nuestro equipo de investigación y desarrollo. Doberman no garantiza que este producto prevendrá intrusos. Este producto solamente es para avisar cuando puertas o ventanas estén abiertas.

### GARANTÍA LIMITADA:

Si este producto no funciona correctamente por algún defecto material o de fabrica, Doberman le repone el producto con uno nuevo o restaurado, por el tiempo marcado al empezar de la fecha de compra original.

Productos	Piezas	Servicios
Todos productos Doberman	Noventa (90) días	Vía correo

Durante el tiempo de garantía en las piezas, no habrá cobro por las piezas. Tiene que requerir el numero de "RMA" por correo electrónico (email) después envíe su producto durante el tiempo de garantía. Garantía aplica solamente a productos comprados o reparados en USA y Canadá. Garantía es extendida al comprador original de un nuevo producto, no producto usado. Recibo de compra original se requiere para validar la garantía.

Para asistencia en USA y Canadá por favor visite nuestro correo electrónico a: <http://www.dobermanproducts.com> o mande su pregunta a: [sales@dobermanproducts.com](mailto:sales@dobermanproducts.com)

### GARANTÍA LIMITADA EXCLUSIONES Y LIMITES:

La garantía es valida solamente en defectos materiales o de fabrica, y no cubre uso normal o daño cosméticos. La garantía no es valida sobre daños hechos en transito o si el producto no es proveído por Doberman, o fallos resultados por accidentes, abuso, negligencia, mal aplicación, alteración, fallos en instalación, impropio mantenimiento, daño de electricidad, modificación, rento de producto, servicio por otra factoría o servicios sin autorización de Doberman, o daño por acto de Dios.

NO HAY GARANTÍA EXPRESA EXCEPTO LAS QUE ESTÁN MENCIONADAS EN GARANTÍA LIMITADA. DOBERMAN NO ES RESPONSABLE POR DAÑOS INCIDENTAL O CONSECUENTE RESULTANDO POR EL USO DE ESTE PRODUCTO O POR VIOLACIÓN DE ESTA GARANTÍA. SIN LIMITE DE BENEFICIOS Y RECURSOS, COSTO DE REPLICAR EL PRODUCTO, RECURSOS POR TIEMPO PERDIDO, O RECLAMOS DE OTRA PERSONA POR PARTE DEL COMPRADOR ORIGINAL.

(Ejemplo: Daños por tiempo perdido, costo de remover o reinstalar una unidad instalada, y si aplica trasladar la unidad a un centro de servicios.)

TODAS GARANTÍAS IMPLICADAS, INCLUYENDO LAS GARANTÍAS DE MERCANCÍA, ESTÁN LIMITADAS POR EL TIEMPO DE LA GARANTÍA LIMITADA.

Algunos estados y provincias no permiten las exclusiones o limitaciones de daños incidentales o consecuente, o limitaciones en el tiempo implicado de la garantía, en tal caso las exclusiones no aplican.

Esta garantía le da derechos legales especifico y otros derechos que varían de estado a estado o provincia a provincia. Si algún problema ocurre mientras o después del tiempo limitado comuníquese con el centro de servicios. Si no estas satisfecho escriba a Doberman's Centro de Servicio al Cliente.

PIEZAS Y SERVICIOS QUE NO ESTÁN VALIDOS EN ESTA GARANTÍA LIMITADA ES SU RESPONSABILIDAD.

©2009, Doberman Security Products, Inc.

3002 Dow Avenue, Suite #408

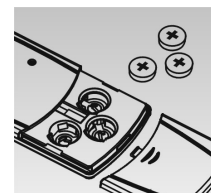
Tustin, CA 92780 USA

Email: [customerservice@dobermanproducts.com](mailto:customerservice@dobermanproducts.com)

Internet: [www.dobermanproducts.com](http://www.dobermanproducts.com)



Dibujo I



Dibujo II

# SE-0106 ULTRA-SLIM WINDOW ALERT

Vibration Triggered Window Alarm

## PACKAGE INCLUDES:

- Ultra-slim Window Alert (vibration)...1pc
- AG13 (LR44) button cells...3pcs

## INSTALLATION:

- Attach the alarm to a window using the peel and stick adhesive.

## BATTERY INSTALLATION/ REPLACEMENT:

- Slide off the battery cover in the lower part of the front panel.
- Follow the polarity to install 3 fresh AG13 (LR44) button cell batteries (included).
- Gently replace the battery cover.

## OPERATION:

- Slide the ON/OFF switch to ON.
- After 5 seconds of LED flashing, a short beep will sound. The Ultra-slim Window Alert is now ARMED.
- The alarm will sound for 30 seconds upon detecting window vibration or shaking. The Alarm will return to ARMED status after activation.
- You can stop the alarm at any time by sliding the switch to OFF.
- If the alarm sound becomes weak, the battery needs to be replaced.

## NOTES:

- **To ensure proper performance, check the battery power periodically.**
- **Not certified for use as a pool alarm.**
- The Ultra-slim Window Alert is not considered to be weatherproof, so please do not expose it to rain.
- It is suggested that the unit be mounted at least 5 feet from the floor to keep it out of the reach of small children.
- Do Not Mix Old and New Batteries.
- Do Not Mix Alkaline, Standard, or Rechargeable Batteries.

## DISCLAIMER:

All Doberman Security items are strenuously tested by our experienced R&D teams. Doberman, however, does not guarantee that this item will prevent all theft and/or attacks from occurring. This item is only meant to act as an alarm in emergency situations.

## LIMITED WARRANTY COVERAGE:

If your product does not work properly because of a defect in materials or workmanship, Doberman will, for the length of the period as follows, which starts with the date of original purchase ("warranty period"), replace it with a new or a refurbished product.

Product	Parts	Services
All Doberman Brand Products	Ninety (90) Days	Mail-in

During the parts warranty period, there will be no charge for Parts. You must first email acquiring a RMA number, and then mail-in your product during the warranty period. This warranty only applies to products purchased and serviced in U.S.A./CANADA. The warranty is extended only to the original purchaser of a new product, which was not sold "as is". A purchase receipt or other proof of the original purchase is required for warranty service.

For assistance in U.S.A./CANADA, please visit our Website at: <http://www.dobermanproducts.com> or, send your request by E-Mail to: [sales@dobermanproducts.com](mailto:sales@dobermanproducts.com)

## LIMITED WARRANTY LIMITS AND EXCLUSIONS:

The Warranty ONLY COVERS failures due to defects in materials or workmanship, and DOES NOT COVER normal wear and tear or cosmetic damage. The warranty ALSO DOES NOT COVER damages which occurred in shipment, or failures which are caused by products not supplied by Doberman, or failures which result from accidents, misuse, abuse, neglect, mishandling, misapplication, alteration, faulty installation, set-up adjustments, miss-adjustment of consumer controls, improper maintenance, power line surge, lighting damage, modification, rental use of the product, serviced by anyone other than a factory service center or other unauthorized service, or damage that is attributable to acts of God.

THERE ARE NO EXPRESS WARRANTIES EXCEPT AS LISTED UNDER "LIMITED WARRANTY COVERAGE". DOBERMAN IS NOT LIABLE FOR INCIDENTAL OR CONSEQUENTIAL DAMAGES RESULTING FROM THE USE OF THIS PRODUCT, OR ARISING OUT OF ANY BREACH OF THIS WARRANTY, INCLUDING WITHOUT LIMITATION, LOSS OF GOODWILL, PROFITS OR REVENUE, LOSS OF USE OF THIS PRODUCT OR ANY ASSOCIATED EQUIPMENT, COST OF SUBSTITUTE EQUIPMENT, DOWNTIME COSTS, OR CLAIMS OF ANY PARTY DEALING WITH BUYER FOR SUCH DAMAGES.

(As examples, this excludes damages for lost time, cost of having someone remove or re-install an installed unit if applicable, travel to and from the service provider. The items listed are not exclusive, but are for illustration only.)

ALL EXPRESSED AND IMPLIED WARRANTIES, INCLUDING THE WARRANTIES OF MERCHANTABILITY, ARE LIMITED TO THE PERIOD OF THE LIMITED WARRANTY.

Some states and/or provinces do not allow the exclusions or limitations of incidental or consequential damages, or limitations on how long an implied warranty lasts, so the exclusions may not apply to you.

This warranty gives you specific legal rights and you may also have others rights which vary from state to state and from province to province. If a problem with this product develops during or after the warranty period, you may contact your dealer or service center. If the problem is not handled to your satisfaction, then write to Doberman's Customer Services Department

PARTS AND SERVICE, WHICH ARE NOT COVERED BY THIS LIMITED WARRANTY, ARE YOUR RESPONSIBILITY.

©2009, Doberman Security Products, Inc.  
3002 Dow Avenue, Suite #408  
Tustin, CA 92780 USA  
Email: [customerservice@dobermanproducts.com](mailto:customerservice@dobermanproducts.com)  
Internet: [www.dobermanproducts.com](http://www.dobermanproducts.com)

Warning: Changes or modifications to this unit not expressly approved by the party responsible for compliance could void the user's authority to operate this equipment.

NOTE: This equipment has been tested and found to comply with the limits for a Class B digital device, pursuant to Part 15 of the FCC Rules. These limits are designed to provide reasonable protection against harmful interference in a residential installation. This equipment generates, uses and can radiate radio frequency energy, and if not installed and used in accordance with the instructions, may cause harmful interference to radio communications.

However, there is no guarantee that interference will not occur in a particular installation. If this equipment does cause harmful interference to radio or television reception, which can be determined by turning the equipment off and on, the user is encouraged to try to correct the interference by one of the following measures:

- Reorient or relocate the receiving antenna.
- Increase the separation between the equipment and receiver.
- Connect the equipment into an outlet on a circuit different from that to which the receiver is connected.
- Consult the dealer or an experienced radio/TV technician for help.

## SE-0106 ULTRA-SLIM WINDOW ALERT

Vibración Alarma de Ventana Provocada

### PAQUETE CONTIENE:

- Ultra-Slim Window Alert (vibracion)...1 pieza
- Baterías celulares AG13 (LR44)...3 piezas

### INSTALACIÓN:

- Pele y pegue la cinta colocada atrás de la alarma y coloquela la alarma en la ventana.

### INSTALACIÓN O RÉPLICA DE BATERÍAS:

- Desliza abajo la cubierta de batería localizado abajo en frente del panel.
- Siga las instrucciones de polaridad para instalar las baterías AG13 (LR44) celulares nuevas (incluidas).
- Suavemente cierre la cubierta.

### OPERACIÓN:

- Coloque el interruptor en "On".
- Después de 5 segundos del alumbramiento del LED, recibira un sonido corto indicando que la "Ultra-slim Window Alert" esta activada.
- Habra un sonido inmediato continuo durando 30 segundos al detectar vibracion o movimiento a la ventana. La alarma regresa a "Armed" despues de activacion.
- Puedes desactivar la alarma colocando el interruptor en "Off".
- Si el sonido de la alarma se pona debil, remplasar las baterias.

### NOTAS:

- El "Ultra-slim Window Alert" no es protegida contra el clima, por favor no la exponga a la lluvia.
- Para la mejor operacion, asegúrese que la baterías de la unidad tenga suficiente energía. Revise la condicion de la bateria frecuente.
- Para prohibir acceso a niños se recomienda colocar la unidad a 5 pies o mas de altura.

### NEGACIÓN:

Todos los productos de "Doberman Security" están aprobados por nuestro equipo de investigación y desarrollo. Doberman no garantiza que este producto prevendrá intrusos. Este producto solamente es para avisar cuando puertas o ventanas estén abiertas.

### GARANTÍA LIMITADA:

Si este producto no funciona correctamente por algún defecto material o de fabrica, Doberman le repone el producto con uno nuevo o restaurado, por el tiempo marcado al empezar de la fecha de compra original.

Productos	Piezas	Servicios
Todos productos Doberman	Noventa (90) días	Vía correo

Durante el tiempo de garantía en las piezas, no habrá cobro por las piezas. Tiene que requerir el numero de "RMA" por correo electrónico (email) después enví su producto durante el tiempo de garantía. Garantía aplica solamente a productos comprados o reparados en USA y Canadá. Garantía es extendida al comprador original de un nuevo producto, no producto usado. Recibo de compra original se requiere para validar la garantía.

Para asistencia en USA y Canadá por favor visite nuestro correo electrónico a:  
<http://www.dobermanproducts.com> o mande su pregunta a: [sales@dobermanproducts.com](mailto:sales@dobermanproducts.com)

### GARANTÍA LIMITADA EXCLUSIONES Y LIMITES:

La garantía es valida solamente en defectos materiales o de fabrica, y no cubre uso normal o daño cosméticos. La garantía no es valida sobre daños hechos en tránsito o si el producto no es proveído por Doberman, o fallos resultados por accidentes, abuso, negligencia, mal aplicación, alteración, fallos en instalación, impropio mantenimiento, daño de electricidad, modificación, rento de producto, servicio por otra factoría o servicios sin autorización de Doberman, o daño por acto de Dios.

NO HAY GARANTÍA EXPRESA EXCEPTO LAS QUE ESTÁN MENCIONADAS EN GARANTÍA LIMITADA. DOBERMAN NO ES RESPONSABLE POR DAÑOS INCIDENTAL O CONSECUENTE RESULTANDO POR EL USO DE ESTE PRODUCTO O POR VIOLACIÓN DE ESTA GARANTÍA. SIN LIMITE DE BENEFICIO Y RECURSOS, COSTO DE REPLICAR EL PRODUCTO, RECURSOS POR TIEMPO PERDIDO, O RECLAMOS DE OTRA PERSONA POR PARTE DEL COMPRADOR ORIGINAL.

(Ejemplo: Daños por tiempo perdido, costo de remover o reinstalar una unidad instalada, y si aplica trasladar la unidad a un centro de servicios.)

TODAS GARANTÍAS IMPLICADAS, INCLUYENDO LAS GARANTÍAS DE MERCANCÍA, ESTÁN LIMITADAS POR EL TIEMPO DE LA GARANTÍA LIMITADA.

Algunos estados y provincias no permiten las exclusiones o limitaciones de daños incidentales o consecuente, o limitaciones en el tiempo implicado de la garantía, en tal caso las exclusiones no aplican.

Esta garantía le da derechos legales especifico y otros derechos que varian de estado a estado o provincia a provincia. Si algún problema ocurre mientras o despues del tiempo limitado comuníquese con el centro de servicios. Si no estas satisfecho escriba a Doberman's Centro de Servicio al Cliente.

PIEZAS Y SERVICIOS QUE NO ESTÁN VALIDOS EN ESTA GARANTÍA LIMITADA ES SU RESPONSABILIDAD.

©2009, Doberman Security Products, Inc.

3002 Dow Avenue, Suite #408

Tustin, CA 92780 USA

Email: [customerservice@dobermanproducts.com](mailto:customerservice@dobermanproducts.com)

Internet: [www.dobermanproducts.com](http://www.dobermanproducts.com)

# SE-0119 WIRELESS DOOR ALARM W/REMOTE

Magnetically Triggered Door Alarm and Remote Control

## PACKAGE INCLUDES:

- Main Unit ... 1PC
- Magnetic Sensor ... 1PC
- Remote Control ... 1PC

## INSTALLATION:

- Simply peel and stick the alarm to the door or any other place you wish to protect.
- For best performance, keep the distance between the Main Unit and Magnetic Sensor no wider than half an inch.
- The Magnetic Sensor can be installed on either side of the Main Unit. (see drawing below)

## BATTERY INSTALLATION/ REPLACEMENT:

### Main Unit:


- Set the switch to OFF and slide down the battery cover.
- Follow the polarity instructions to insert 3 AAA Alkaline batteries (not included).
- Put the battery cover back on.

### Remote Control:


- Unscrew the back cover to insert or replace 1 fresh CR2032 battery. Follow the polarity instructions.
- Press any button on the remote Control. The red LED will light if the battery is installed correctly.

## OPERATION:

### Remote Mode:

- Make sure the Magnetic Sensors are aligned and batteries are installed correctly.
- After installing the batteries, slide the switch to , and the red LED will flash once.
- Slide down the battery cover and press the small button above the battery compartment once. A beep will sound, and the red LED will flash for 5 seconds.
- **While the LED is still flashing**, press any button on the Remote Control and you'll hear 2 Beeps. This indicates the code has been learned successfully.
- After the code has been learned, wait 5 seconds, then **press and hold** the ON button on the Remote Control. A Beep will sound, and the Main Unit will be armed within three seconds. The red LED will flash three times indicating it has been armed.
- Press the OFF button on the Remote Control, a Beep will sound, accompanied by a flashing red LED. The device is now disarmed.
- Under ARM status, once the door is opened, the alarm will go off continuously for 30 seconds.
- Turn off the alarm by pressing the OFF button on the Remote Control or slide the switch to OFF on the Main Unit.

### Manual Mode:

- Make sure the Magnetic Sensors are aligned and that the batteries are installed correctly.
- Slide the switch to , and the Main Unit will be armed in three seconds and the red LED will flash three times.
- Once the door is opened, the alarm will go off continuously for 30 seconds.
- Turn off the alarm by sliding the switch to OFF.

**NOTES:**

- **To ensure proper performance, check the battery power periodically.**
- **Not certified for use as a pool alarm.**
- Please allow 5 seconds for the remote control to engage after switching the unit from manual mode to remote mode.
- The Magnetic Sensor can be installed on either side of the Main Unit, to allow for doors that open from the left or the right.
- Please replace with new batteries if the red LED on the Main Unit flashes at 10 second intervals, or the Remote Control range becomes obviously shorter.

**WARNING:**

The high pitched alarm sound may injure hearing if in close proximity to the ears. This alarm contains small parts and is not suitable for children.

**DISCLAIMER:**

All Doberman Security items are strenuously tested by our experienced R&D teams. Doberman, however, does not guarantee that this item will prevent all theft and/or attacks from occurring. This item is only meant to act as an alarm in emergency situations.

**LIMITED WARRANTY COVERAGE:**

If your product does not work properly because of a defect in materials or workmanship, Doberman will, for the length of the period as follows, which starts with the date of original purchase (“warranty period”), replace it with a new or a refurbished product.

Product	Parts	Services
All Doberman Brand Products	Ninety (90) Days	Mail-in

During the parts warranty period, there will be no charge for Parts. You must first email acquiring a RMA number, and then mail-in your product during the warranty period. This warranty only applies to products purchased and serviced in U.S.A./CANADA

The warranty is extended only to the original purchaser of a new product, which was not sold “as is”. A purchase receipt or other proof of the original purchase is required for warranty service.

For assistance in U.S.A./CANADA, please visit our Website at: <a href="http://www.dobermanproducts.com">http://www.dobermanproducts.com</a> or, send your request by E-Mail to: <a href="mailto:sales@dobermanproducts.com">sales@dobermanproducts.com</a>
--

**LIMITED WARRANTY LIMITS AND EXCLUSIONS:**

The Warranty ONLY COVERS failures due to defects in materials or workmanship, and DOES NOT COVER normal wear and tear or cosmetic damage. The warranty ALSO DOES NOT COVER damages which occurred in shipment, or failures which are caused by products not supplied by Doberman, or failures which result from accidents, misuse, abuse, neglect, mishandling, misapplication, alteration, faulty installation, set-up adjustments, miss-adjustment of consumer controls, improper maintenance, power line surge, lighting damage, modification, rental use of the product, serviced by anyone other than a factory service center or other unauthorized service, or damage that is attributable to acts of God.

THERE ARE NO EXPRESS WARRANTIES EXCEPT AS LISTED UNDER “LIMITED WARRANTY COVERAGE”. DOBERMAN IS NOT LIABLE FOR INCIDENTAL OR CONSEQUENTIAL DAMAGES RESULTING FROM THE USE OF THIS PRODUCT, OR ARISING OUT OF ANY BREACH OF THIS WARRANTY, INCLUDING WITHOUT LIMITATION, LOSS OF GOODWILL, PROFITS OR REVENUE, LOSS OF USE OF THIS PRODUCT OR ANY ASSOCIATED EQUIPMENT, COST OF SUBSTITUTE EQUIPMENT, DOWNTIME COSTS, OR CLAIMS OF ANY PARTY DEALING WITH BUYER FOR SUCH DAMAGES.

(As examples, this excludes damages for lost time, cost of having someone remove or re-install an installed unit if applicable, travel to and from the service provider. The items listed are not exclusive, but are for illustration only.)

ALL EXPRESSED AND IMPLIED WARRANTIES, INCLUDING THE WARRANTIES OF MERCHANTABILITY, ARE LIMITED TO THE PERIOD OF THE LIMITED WARRANTY.

Some states and/or provinces do not allow the exclusions or limitations of incidental or consequential damages, or limitations on how long an implied warranty lasts, so the exclusions may not apply to you.

This warranty gives you specific legal rights and you may also have others rights which vary from state to state and from province to province. If a problem with this product develops during or after the warranty period, you may contact your dealer or service center. If the problem is not handled to your satisfaction, then write to Doberman’s Customer Services Department

PARTS AND SERVICE, WHICH ARE NOT COVERED BY THIS LIMITED WARRANTY, ARE YOUR RESPONSIBILITY.

©2010, Doberman Security Products, Inc.  
3002 Dow Avenue, Suite #408  
Tustin, CA 92780 USA  
Email: [customerservice@dobermanproducts.com](mailto:customerservice@dobermanproducts.com)  
Internet: [www.dobermanproducts.com](http://www.dobermanproducts.com)



**FCC LABEL COMPLIANCE STATEMENT:**

This equipment has been tested and found to comply with the limits for a Class B digital device, pursuant to Part 15 of the FCC Rules. These limits are designed to provide reasonable protection against harmful interference in a residential installation. This equipment generates uses and can radiate radio frequency energy and, if not installed and used in accordance with the instructions, may cause harmful interference to radio communications. However, there is no guarantee that interference will not occur in a particular installation. If this equipment does cause harmful interference to radio or television reception, which can be determined by turning the equipment off and on, the user is encouraged to try to correct the interference by one of the following measures:

- Reorient or relocate the receiving antenna.
- Increase the separation between the equipment and receiver.
- Connect the equipment into an outlet on a circuit different from that to which the receiver is connected.
- Consult the dealer or an experienced radio/TV technician for help.

FCC Caution: Any changes or modifications not expressly approved by the party responsible for compliance could void the user's authority to operate this equipment.

This device complies with Part 15 of the FCC Rules. Operation is subject to the following two conditions: (1) This device may not cause harmful interference, and (2) this device must accept any interference received, including interference that may cause undesired operation.

#### **IMPORTANT NOTE:**

#### **FCC RADIATION EXPOSURE STATEMENT:**

This equipment complies with FCC radiation exposure limits set forth for an uncontrolled environment. To maintain compliance with FCC RF exposure compliance requirements, please follow operation instruction as documented in this manual.

## **SE-0119 WIRELESS DOOR ALARM W/REMOTE**

Alarma desencadenado magnéticamente con control remoto

#### **PAQUETE INCLUYE:**

- Unidad principal ... 1PC
- Sensor magnético ... 1PC
- Control remoto ... 1PC

#### **INSTALACIÓN:**

- Simplemente despegas y después pegas la alarma a la puerta o cualquier lugar que quieras proteger.
- Para que funciona mejor, mantenga la distancia de la unidad principal y el sensor magnético no más de una media pulgada.
- El sensor magnético puede ser instalado a cualquier lado de la unidad principal. (ver dibujo de abajo)

#### **INSTALACIÓN DE BATERIA/REPONERLO:**

##### **Unidad principal :**


- Apagálo y quita la cubierta de la batería.
- Sigue las instrucciones de polaridad para instalar las tres AAA baterías de alcalino.
- Ponga de regreso la cubierta de la batería.

##### **Control remoto :**

- Safe el tornillo para instalar o reemplazar la batería CR2032 (incluida). Sigue las instrucciones de polaridad.
- Oprime cualquier botón del control remoto, la luz roja va a indicar que está correctamente instalado.

#### **OPERACION:**


##### **Modo de remoto:**

- Asegúrese que los sensores magnéticos están alineados y las baterías están instaladas correctamente.
- Después de instalar las baterías y muevas el interruptor a esto  y la luz roja se encenderá otra vez.
- Quita la cubierta de la batería y oprime un pequeño botón al lado del compartimento de la batería. Un ruido sonará y la luz roja destallará por 5 segundos. La unidad principal ahora esperará que el control remoto aprenda el código.



- Presiona cualquier botón del control remoto, escucharas otro ruido, eso indica que el código se aprendió con éxito.
- Oprime el “On” botón del control remoto, otro ruido se escuchara, y la unidad principal estará armada en tres segundos. La luz roja se enciendara tres veces.
- Presiona el “Off” botón del control remoto, otro ruido se escuchara acompañado con una luz roja. El mecanismo ahora está desarmada.
- Bajo el estado ARM, después que la puerta esta abierta la alarma se encenderá continuamente por 30 segundos.
- Para apagar la alarma presiona el “OFF” botón del control remoto o mueve el suiche al “OFF” posición del unidad principal.

#### **Modo manual :**

- Asegurase que los sensors magnéticos están alienad y las baterías están instalados propiamente.
- Mueve el suiche a esta indicación,  y la unidad principal se armara en tres segundos, y l luz roja se destellara tres veces.
- Después que se abre la puerta la alarma se encenderá continuamente por 30 segundos.
- Para apagarlo mueve el suiche al “OFF” posición.

#### **NOTES:**

- El sensor magnético puede ser instalado a cualquier lado de la unidad principal, para permitir que las puertas que se abren desde la izquierda o la derecha.
- Por favor reponga las baterías si la LED roja del unidad principal comienza a destellarase cada 10 segundos, o si la seña del control remoto va fuera del alcance.

#### **WARNING:**

El sonido del alarma puede hacer daño al oído se esta cerca de la proximidad de los oídos. La alarma contiene partes pequeñas que no son adecuado para niños.

#### **DISCLAIMER:**

Todos los productos de Doberman Security son extensamente probados por nuestros R&D equipo. Doberman sin embrago no garantía que este mecanismo prevendrá todos los robos y/o ataques por ocurriendo. Este mecanismo solamente es una alarma so lo usado en caso de una emergencia.

#### **GARANTÍA LIMITADA:**

Si este producto no funciona correctamente por algún defecto material o de fabrica, Doberman le repone el producto con uno nuevo o restaurado, por el tiempo marcado al empezar de la fecha de compra original.

Productos	Piezas	Servicios
Todos productos Doberman	Noventa (90) días	Vía correo

Durante el tiempo de garantía en las piezas, no habrá cobro por las piezas. Tiene que requerir el numero de “RMA” por correo electrónico (email) después envié su producto durante el tiempo de garantía. Garantía aplica solamente a productos comprados o reparados en USA y Canadá. Garantía es extendida al comprador original de un nuevo producto, no producto usado. Recibo de compra original se requiere para validar la garantía.

Para asistencia en USA y Canadá por favor visite nuestro correo electrónico a:  
<http://www.dobermanproducts.com> o mande su pregunta a:  
[sales@dobermanproducts.com](mailto:sales@dobermanproducts.com)

## **GARANTÍA LIMITADA EXCLUSIONES Y LIMITES:**

La garantía es valida solamente en defectos materiales o de fabrica, y no cubre uso normal o daño cosméticos. La garantía no es valida sobre daños hechos en transito o si el producto no es proveído por Doberman, o fallos resultados por accidentes, abuso, negligencia, mal aplicación, alteración, fallos en instalación, impropio mantenimiento, daño de electricidad, modificación, rento de producto, servicio por otra factoría o servicios sin autorización de Doberman, o daño por acto de Dios.

NO HAY GARANTÍA EXPRESA EXCEPTO LAS QUE ESTÁN MENCIONADAS EN GARANTÍA LIMITADA. DOBERMAN NO ES RESPONSABLE POR DAÑOS INCIDENTAL O CONSECUENTE RESULTANDO POR EL USO DE ESTE PRODUCTO O POR VIOLACIÓN DE ESTA GARANTÍA. SIN LIMITE DE BENEFICIOS Y RECURSOS, COSTO DE REPLICAR EL PRODUCTO, RECURSOS POR TIEMPO PERDIDO, O RECLAMOS DE OTRA PERSONA POR PARTE DEL COMPRADOR ORIGINAL.

(Ejemplo: Daños por tiempo perdido, costo de remover o reinstalar una unidad instalada, y si aplica trasladar la unidad a un centro de servicios.)

TODAS GARANTÍAS IMPLICADAS, INCLUYENDO LAS GARANTÍAS DE MERCANCÍA, ESTÁN LIMITADAS POR EL TIEMPO DE LA GARANTÍA LIMITADA.

Algunos estados y provincias no permiten las exclusiones o limitaciones de daños incidentales o consecuente, o limitaciones en el tiempo implicado de la garantía, en tal caso las exclusiones no aplican.

Esta garantía le da derechos legales especifico y otros derechos que varian de estado a estado o provincia a provincia. Si algún problema ocurre mientras o despues del tiempo limitado comuníquese con el centro de servicios. Si no estas satisfecho escriba a Doberman's Centro de Servicio al Cliente.

PIEZAS Y SERVICIOS QUE NO ESTÁN VALIDOS EN ESTA GARANTÍA LIMITADA ES SU RESPONSABILIDAD.

©2010, Doberman Security Products, Inc.  
3002 Dow Avenue, Suite #408  
Tustin, CA 92780 USA  
Email: [customerservice@dobermanproducts.com](mailto:customerservice@dobermanproducts.com)  
Internet: [www.dobermanproducts.com](http://www.dobermanproducts.com)



# SE-0129 MINI ENTRY DEFENDER W/CHIME

Compact magnetic sensor alarm w/chime

## PACKAGE INCLUDES:

- Mini Entry Defender W/Chime...2PCS
- Magnetic sensor switch...2PCS
- AG13 (LR44) button cells...8PCS (4PCS for each device)

## INSTALLATION:

- Peel and stick the tape on the back of the Mini Entry Defender W/Chime and attach it on any door/window frame.
- Affix the magnetic sensor switch close to the Mini Entry Defender W/Chime, keeping the ◀ aligned with the ▶ on the product (see drawing I).
- For best performance, please keep the distance between the Mini Entry Defender W/Chime and magnetic sensor switch no wider than 0.5 inches.

## BATTERY INSTALLATION/REPLACEMENT:

- Slide down the battery cover in the lower part of the front panel.
- Install 4 \* fresh AG13 (LR44) button cells (included), follow the polarity instructions.
- Gently slide the battery cover back up.

## OPERATION:

- Make sure the magnetic sensor switch is properly affixed.
- Slide the switch to "Chime" if you want to use it as an indicator that someone has entered or left through the door.
- Slide the switch to "Alarm" if you want to use it as a security device/alarm.
- After around 3 seconds, a short beep will sound to indicate the Mini Entry Defender W/Chime is ARMED or entered CHIME mode.
- An immediate alarm sound will go off continuously for 30 seconds once the door or window is opened if in "Alarm" mode.
- The Chime will sound twice when the door/window is opened when in "Chime" mode.
- The alarm will return to the ARMED mode after the alarm has gone off for 30 seconds or CHIME mode after the chime has sounded twice.
- You can stop the alarm or chime at any time by sliding the switch to the OFF position.

## NOTES:

- **To ensure proper performance, check the battery power periodically.**
- **Not certified for use as a pool alarm.**
- Press the battery test button on the battery compartment. Replace with fresh batteries when the LED light becomes dim, or is not lighted.
- The unit is not considered to be waterproof, so please do not expose the unit to rain.
- It is suggested that the unit be mounted at a height of 5 feet or more to keep away from children.

## DISCLAIMER:

All Doberman Security items are strenuously tested by our experienced R&D teams. Doberman, however, does not guarantee that this item will prevent all theft and/or attacks from occurring. This item is only meant to act as an alarm and alert the user of an entry opening inside your home.

## LIMITED WARRANTY COVERAGE:

If your product does not work properly because of a defect in materials or workmanship, Doberman will, for the length of the period as follows, which starts with the date of original purchase ("warranty period"), replace it with a new or a refurbished product.

Product	Parts	Services
All Doberman Brand Products	Ninety (90) Days	Mail-in

During the parts warranty period, there will be no charge for Parts. You must first email acquiring a RMA number, and then mail-in your product during the warranty period. This warranty only applies to products purchased and serviced in U.S.A./CANADA. The warranty is extended only to the original purchaser of a new product, which was not sold "as is". A purchase receipt or other proof of the original purchase is required for warranty service.

For assistance in U.S.A./CANADA, please visit our Website at: <http://www.dobermanproducts.com> or, send your request by E-Mail to: [sales@dobermanproducts.com](mailto:sales@dobermanproducts.com)

## LIMITED WARRANTY LIMITS AND EXCLUSIONS:

The Warranty ONLY COVERS failures due to defects in materials or workmanship, and DOES NOT COVER normal wear and tear or cosmetic damage. The warranty ALSO DOES NOT COVER damages which occurred in shipment, or failures which are caused by products not supplied by Doberman, or failures which result from accidents, misuse, abuse, neglect, mishandling, misapplication, alteration, faulty installation, set-up adjustments, miss-adjustment of consumer controls, improper maintenance, power line surge, lighting damage, modification, rental use of the product, serviced by anyone other than a factory service center or other unauthorized service, or damage that is attributable to acts of God.

THERE ARE NO EXPRESS WARRANTIES EXCEPT AS LISTED UNDER "LIMITED WARRANTY COVERAGE". DOBERMAN IS NOT LIABLE FOR INCIDENTAL OR CONSEQUENTIAL DAMAGES RESULTING FROM THE USE OF THIS PRODUCT, OR ARISING OUT OF ANY BREACH OF THIS WARRANTY, INCLUDING WITHOUT LIMITATION, LOSS OF GOODWILL, PROFITS OR REVENUE, LOSS OF USE OF THIS PRODUCT OR ANY ASSOCIATED EQUIPMENT, COST OF SUBSTITUTE EQUIPMENT, DOWNTIME COSTS, OR CLAIMS OF ANY PARTY DEALING WITH BUYER FOR SUCH DAMAGES.

(As examples, this excludes damages for lost time, cost of having someone remove or re-install an installed unit if applicable, travel to and from the service provider. The items listed are not exclusive, but are for illustration only.)

ALL EXPRESSED AND IMPLIED WARRANTIES, INCLUDING THE WARRANTIES OF MERCHANTABILITY, ARE LIMITED TO THE PERIOD OF THE LIMITED WARRANTY.

Some states and/or provinces do not allow the exclusions or limitations of incidental or consequential damages, or limitations on how long an implied warranty lasts, so the exclusions may not apply to you.

This warranty gives you specific legal rights and you may also have others rights which vary from state to state and from province to province. If a problem with this product develops during or after the warranty period, you may contact your dealer or service center. If the problem is not handled to your satisfaction, then write to Doberman's Customer Services Department

PARTS AND SERVICE, WHICH ARE NOT COVERED BY THIS LIMITED WARRANTY, ARE YOUR RESPONSIBILITY.

©2010, Doberman Security Products, Inc.

3002 Dow Avenue, Suite #408

Tustin, CA 92780 USA

Email: [customerservice@dobermanproducts.com](mailto:customerservice@dobermanproducts.com)

Internet: [www.dobermanproducts.com](http://www.dobermanproducts.com)



Drawing I

# SE-0129 MINI ENTRY DEFENDER W/CHIME

Alarma compacto de sensor magnético con timbre

## PAQUETE INCLUYE:

- Mini Defensor de entrada con alarma...2 pzs
- Interruptor con sensor magnético...2pzs
- AG13 (LR44) pilas de botón...8pzs (4pzs por cada dispositivo)

## INSTALACIÓN:

- Pela y pega la cinta atrás de la mini defensor de entrada y ponelo en cualquier puerta/marco de la ventana.
- Fije el interruptor con el sensor magnético cerca de la unidad, manteniendo la línea ◀▶ con el del producto (miro dibujo nr. 1).
- Para mejor rendimiento por favor mantenga la distancia del defensor y el interruptor no mas de 0.5 pulgadas.

## INSTALACION DE LAS PILAS:

- Deslice la tapa de la batería en la parte abajo del panel frontal. OPERACIÓN
- Instale 4 \* nuevas AG13 (LR44) pilas de botón (incluidas), siga las instrucciones de polaridad.
- Deslice la tapa hacia arriba.

## OPERACIÓN:

- Asegúrese de que el interruptor del sensor magnético está correctamente colocado.
- Mueva el interruptor a "Chime" si lo quieres usar como un indicador que alguien ha entrado o salido por la puerta.
- Mueva el interruptor a "Alarm" si lo quieres usar como un dispositivo de seguridad.
- Después de 3 segundos, un breve pitado sonara para indicar el Mini defensor está armado, o esta in modo de chime.
- Un sonido de la alarma sonara continuamente para 30 segundos cuando la puerta o ventana se abre cuando esta en modo de "Alarm".
- El timbre sonará dos veces cuando la puerta o ventana se abre cuando esta en modo de "Chime".
- La alarma volvera al modo de armado despues que la alarma se ha disparado durante 30 segundos, o si esta en el modo de chime dues pues que ha sonado dos veces.
- Puedes apagar la alarma/el timbre en cualquier momento deslizando el interruptor al posición OFF.

## NOTAS:

- La unidad no es resistente al agua, por favor no la expongas a la lluvia.
- Para garantizar que las baterías de la unidad tiene suficiente energía para funcionar correctamente compruébelo periódicamente oprimiendo el botón de prueba de la batería en el compartimiento de la batería. Reemplace con pilas nuevas cuando la LED luz se atenúa, o no está iluminado.
- Es sugerido que la unidad estará montada a un altura de 5 pies o mas para mantener lo afuera de los manos de los niños.

## NEGACIÓN:

Todos los productos de "Doberman Security" están aprobados por nuestro equipo de investigación y desarrollo. Doberman no garantiza que este producto prevendrá intrusos. Este producto solamente es para avisar cuando puertas o ventanas estén abiertas.

## GARANTÍA LIMITADA:

Si este producto no funciona correctamente por algún defecto material o de fabrica, Doberman le repone el producto con uno nuevo o restaurado, por el tiempo marcado al empezar de la fecha de compra original.

Productos	Piezas	Servicios
Todos productos Doberman	Noventa (90) días	Vía correo

Durante el tiempo de garantía en las piezas, no habrá cobro por las piezas. Tiene que requerir el numero de "RMA" por correo electrónico (email) después enví su producto durante el tiempo de garantía. Garantía aplica solamente a productos comprados o reparados en USA y Canadá. Garantía es extendida al comprador original de un nuevo producto, no producto usado. Recibo de compra original se requiere para validar la garantía.

Para asistencia en USA y Canadá por favor visite nuestro correo electrónico a:  
<http://www.dobermanproducts.com> o mande su pregunta a: [sales@dobermanproducts.com](mailto:sales@dobermanproducts.com)

## GARANTÍA LIMITADA EXCLUSIONES Y LIMITES:

La garantía es valida solamente en defectos materiales o de fabrica, y no cubre uso normal o daño cosméticos. La garantía no es valida sobre daños hechos en transito o si el producto no es proveído por Doberman, o fallos resultados por accidentes, abuso, negligencia, mal aplicación, alteración, fallos en instalación, impropio mantenimiento, daño de electricidad, modificación, rento de producto, servicio por otra factoría o servicios sin autorización de Doberman, o daño por acto de Dios.

NO HAY GARANTÍA EXPRESA EXCEPTO LAS QUE ESTÁN MENCIONADAS EN GARANTÍA LIMITADA. DOBERMAN NO ES RESPONSABLE POR DAÑOS INCIDENTAL O CONSECUENTE RESULTANDO POR EL USO DE ESTE PRODUCTO O POR VIOLACIÓN DE ESTA GARANTÍA. SIN LIMITE DE BENEFICIOS Y RECURSOS, COSTO DE REPLICAR EL PRODUCTO, RECURSOS POR TIEMPO PERDIDO, O RECLAMOS DE OTRA PERSONA POR PARTE DEL COMPRADOR ORIGINAL.

(Ejemplo: Daños por tiempo perdido, costo de remover o reinstalar una unidad instalada, y si aplica trasladar la unidad a un centro de servicios.)

TODAS GARANTÍAS IMPLICADAS, INCLUYENDO LAS GARANTÍAS DE MERCANCÍA, ESTÁN LIMITADAS POR EL TIEMPO DE LA GARANTÍA LIMITADA.

Algunos estados y provincias no permiten las exclusiones o limitaciones de daños incidentales o consecuente, o limitaciones en el tiempo implicado de la garantía, en tal caso las exclusiones no aplican.

Esta garantía le da derechos legales especifico y otros derechos que varian de estado a estado o provincia a provincia. Si algún problema ocurre mientras o despues del tiempo limitado comuníquese con el centro de servicios. Si no estas satisfecho escriba a Doberman's Centro de Servicio al Cliente.

PIEZAS Y SERVICIOS QUE NO ESTÁN VALIDOS EN ESTA GARANTÍA LIMITADA ES SU RESPONSABILIDAD.

©2010, Doberman Security Products, Inc.  
3002 Dow Avenue, Suite #408  
Tustin, CA 92780 USA

Email: [customerservice@dobermanproducts.com](mailto:customerservice@dobermanproducts.com)

Internet: [www.dobermanproducts.com](http://www.dobermanproducts.com)



Dibujo #1