



Intelligent Design™

Model: ADD200

- (1) Chair frame
- (1) Back assembly
- (1) Hardware pack

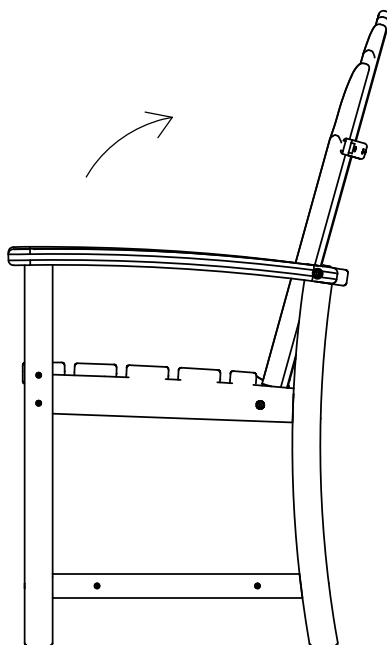
## TOOLS NEEDED



4MM HEX KEY, ALLEN, T-HANDLE  
(INCLUDED)

### Step 1

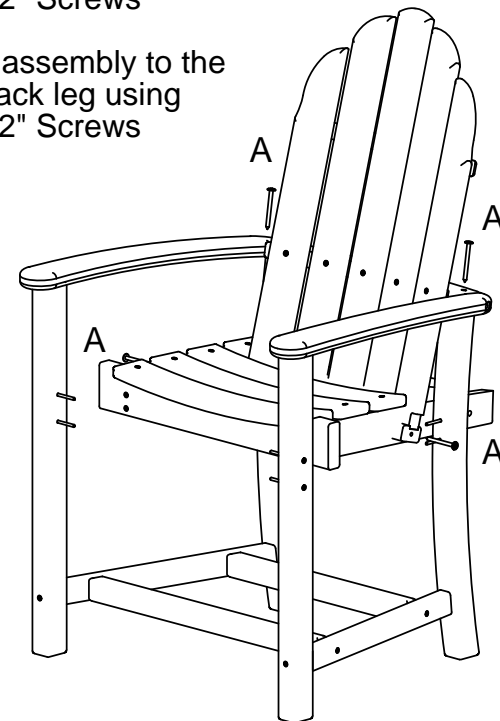
Place back assembly in chair frame  
Then move the back assembly as shown



### Step 2

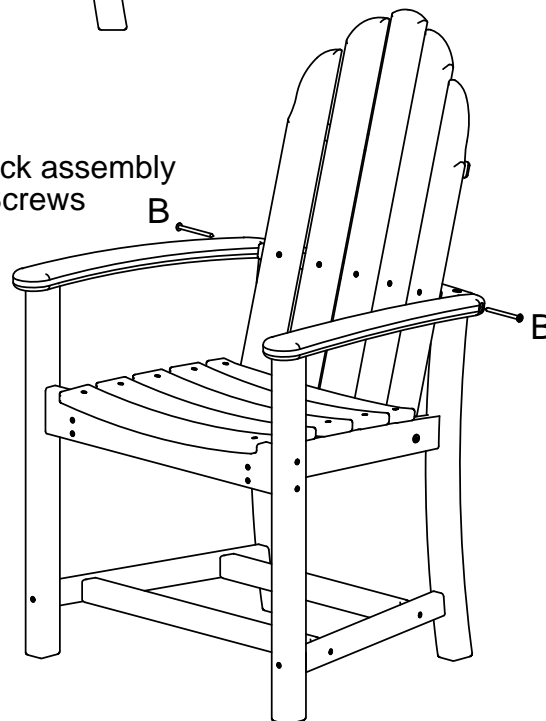
Attach back assembly to seat using  
(2) .27x2-1/2" Screws

Attach back assembly to the  
top of the back leg using  
(2) .27x2-1/2" Screws



### Step 3

Attach arms to back assembly  
using (2) .27x3" Screws



Qty.	Description
4	A - .27 X 2-1/2 SOCKET WAFER A
2	B - .27 X 3 SOCKET WAFER A

