

11036 SOAP CADDY

SmartLoc - Chrome




**HOLDS
Up TO
25 LBS!**



**NO TOOLS
REQUIRED**

Installation Instructions:


Hardware included.




Remove clear film from suction cup base. Apply suction cup to a clean surface. Press all four corners to ensure suction cup has a firm connection.



While applying pressure to suction cup, with the square cap in upward position, attach the wire product into the groove on the front of suction cup.



To lock in place, continue applying pressure on suction cup, then pull down square cap until it snaps closed.



To remove, push cap upward to release suction cup back into flat position.

- **Patented Load-Bearing Suction System**
- **High Quality Chrome-Plated Wire**
- **Removeable/Reusable**
- **Strong Vacuum Adheres On All Smooth Surfaces**