

+



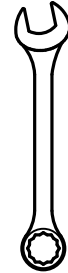
OR



OR

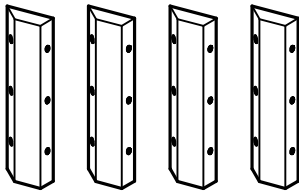


OR

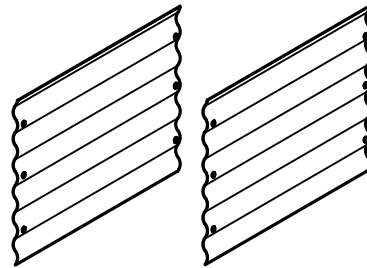


9/16"
14mm

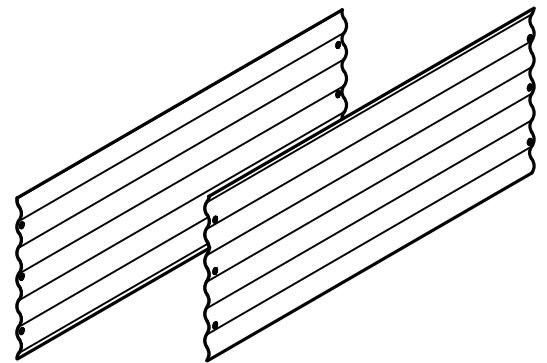
(24X) M8X12



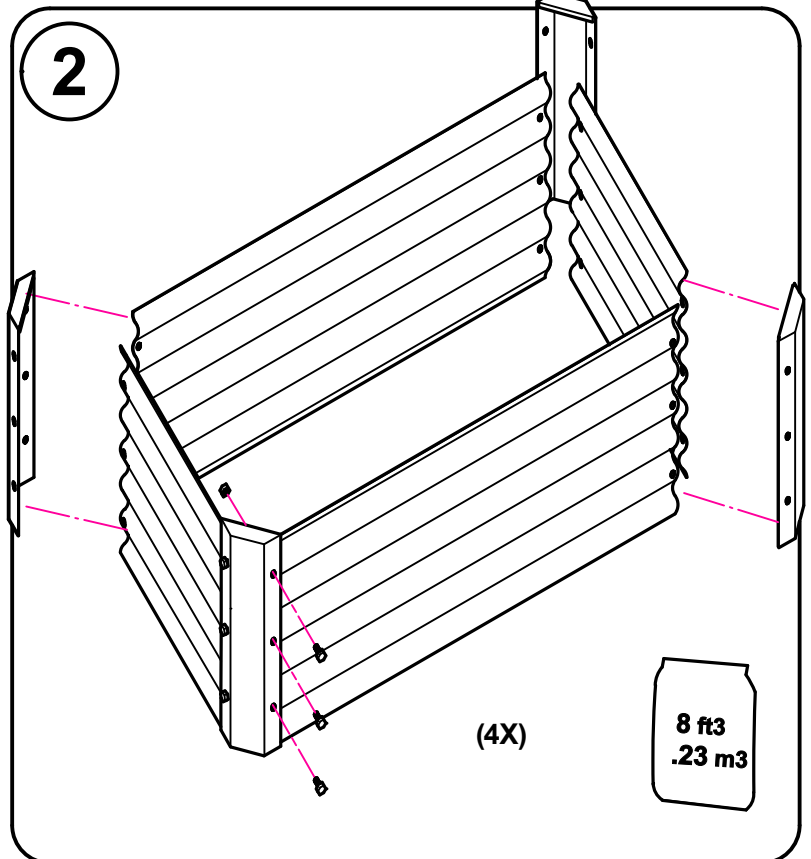
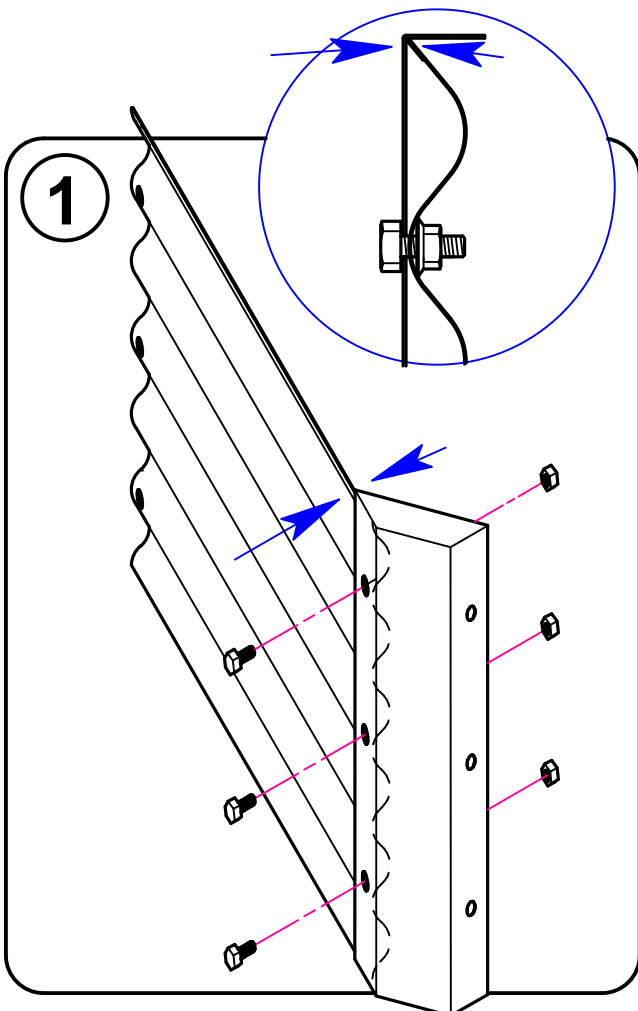
(4X)



(2X)



(2X)



PLEASE READ BEFORE ASSEMBLY Rev 1.0

Thank you for purchasing EarthMark™ Metal Garden Beds. We strive to provide high quality products with exceptional value. An Illustrated assembly guide is provided on the back of this page and useful tips below:

MGB-H042 High Rectangle Bed

Assembled dimensions: Length: 40"L x 22"W x 17"H (102 x 56 x 45 cm)

Soil volume: Approximately 8 cubic ft.

- Cut metal edges can be sharp. Wear safety gloves when assembling.
- Use a tarp or drop cloth to prevent losing small hardware when assembling the beds in the field
- These beds provide ergonomic access to plants and can eliminate the need to till the soil each year if the soil is not packed down. Avoid stepping in the bed!
- Narrow 22" beds are ideal for larger plants such as tomatoes, peppers or blueberries or raspberries planted in a row, smaller plants such as herbs or flowers can be grown around them as an accent.
- The narrow beds can be accessed from one side and are suitable to place against a wall, or can be lined up or extended to form a wall or boarder.
- 40" wide beds are best for planning multiple rows of plants such as lettuce, radishes, carrots, corn or rambling plants such as strawberries. Wide beds should have 2-sided access.
- Beds can be bolted end-to-end to form larger assemblies using common fastening points.
- Beds can also be extended in 36" intervals using EarthMark Garden Bed Extension Sets. Be sure to order the A maximum of 2 extensions sets can be joined to form a 9'-3" long bed, if longer runs are desired, start a new bed with end walls butted up against the first to insure structural integrity.
- Prepare the site before installation. Level ground and remove existing vegetation, weed cloth can be used under the beds, a double layer is recommended for beds placed on un-stripped lawn.
- A layer of gravel or stone can be used at the bottom of the beds for improved drainage
- For roof top installations, heavy-duty poly or rubber sheet can be used as a liner. Drain holes must be cut around the bottom edges to insure proper drainage.
- Loosely hand-tighten all nuts and bolt sets first, position the bed, then tighten all with a wrench or socket
- Extra hardware may be provided, after assembly check that all fasten points are secured.
- Galvanized metal beds requires no maintenance, and are built to withstand years of exposure to the elements
- The hot dipped galvanized finish is a durable self-sacrificing finish that protects the steel from corrosion. Galvanize will fade with time and some discoloration is normal, minor surface rust on edges and hardware is to be expected and should not effect the structural integrity of the product.
- Do not use adhesive removers, they often contain citric acid which can damage the galvanized finish
- Do not stand on, or lean a wheelbarrow against the bed wall, It will damage the wall and void the warranty

These raised garden beds are not toys. Children should not play in or around them.

Use of these beds for applications other than gardening will void the warranty

Limited Warranty:

EarthMark LLC warrants the product for a period of one (1) year from the date of purchase from defects in materials and workmanship. During the warranty period, EarthMark will repair or replace a defective product at our sole discretion, with a new or repaired product without charge. Shipping or processing fees may apply. To validate the warranty, proof of purchase from an authorized distributor, or retailer must be provided. To obtain service under this warranty, please contact Customer Service at: Info@earthmark.co or, visit our website www.earthmark.co or, write to:

EarthMark llc, P.O. Box 1233, Delaware, OH 43015 USA

This is the sole warranty of Earthmark llc. no other warranties, express or implied, including but not limited to any warranty of merchantability or fitness for a particular purpose or use, are made by EarthMark llc.

The warranty does not extend to the following:

1. Defects due directly or indirectly to misuse, abuse, negligence, accidents, repairs made by others, or alterations to the product.
2. Damage, injury or death due to improper placement or failure to assemble according to the directions
3. Damage to the product during installation or grounds keeping caused by tools or implements
4. Disease or death of trees, bushes, plants, gardens or crops grown in the beds.
5. Injury, death or property damage resulting from improperly handling sharp edges or the tools needed to assemble the beds
6. Injury, death or property damage from using any of the tools required for assembly of a garden bed

Limitation of liability: The entire liability of EarthMark llc with respect to this product shall be limited to the purchase price paid for the product. EarthMark llc has the sole discretion to repair or replace the product. Miscellaneous: EarthMark llc reserves the right to change specifications at any time to improve the quality of our products.

Replacement parts dealers and other information can be found at www.earthmark.co