

Introducing the SmartlockPro[®] Dual Function AFCI/GFCI Receptacle



Combined AFCI and GFCI functionality offers advanced protection for personal and home safety.

Today more than ever homes are equipped with important electrical safety devices to help protect people and property. Most prominent are the GFCI Receptacle, which helps protect people from shock or electrocution resulting from ground faults, and the recently introduced AFCI Receptacle to help prevent electrical fires caused by arcing. Leviton has combined these two technologies to create the new SmartlockPro Dual Function AFCI/GFCI Receptacle, offering homeowners both shock and fire protection in one smart device.

Applications

The SmartlockPro AFCI/GFCI Receptacle offers an effective alternative to a Dual Function breaker and features the convenience of localized test and reset. It provides clear visual indication of status making it intuitive for users to assess various conditions such as power availability and GFCI self-test status. The device also distinguishes between a trip caused by a ground fault and a trip caused by an arc fault.

Code Compliant Option

- The SmartlockPro Dual Function AFCI/GFCI Receptacle offers a National Electrical Code[®] (NEC[®]) compliant option for GFCI/AFCI protection in residential kitchens and laundry areas for new construction, modifications/extensions and replacement receptacles.
- The device is also ideal as a replacement for ungrounded receptacles, satisfying NEC requirements for both AFCI and GFCI protection.



Features and Benefits

General

- TEST and RESET buttons are readily accessible on the face of the device
- Trip threshold meets or exceeds UL requirements for tripping time on ground faults and on both series and parallel arcs for optimal safety
- Patented bridge contact design provides individual sets of contacts for receptacle face and downstream receptacles; no power will be delivered to receptacle face if improperly wired (line-load reversed)
- Improved immunity to high frequency noise reduces nuisance tripping
- Superior resistance to electrical surges and over-voltages enhancing reliability
- Status Indicator Light provides simple, intuitive feedback on power and protection status as well as indication of line/load reversal for at-a-glance analysis
- One-piece T-design trip latch mechanism provides efficient operation
- TEST and RESET button colors match device face offering pleasing aesthetic
- Impact-resistant thermoplastic cover and body for durability
- Expanded wiring options with nine back-wire holes (two for each line and load connection plus one for ground with an internal clamp) for easy installation
- Silver alloy contacts
- Compatible with all Decora® devices and wallplates for multi-gang installation option; available in select popular colors
- Packed with coordinating wallplate for a finished look

Patented Reset Lockout

As an additional safeguard, all Leviton AFCI/GFCI devices feature a lockout function which prevents the device from being reset if any of the following conditions exist:

- it is not functioning properly
- protection has been compromised
- line and load wires were reversed during installation

Tamper-Resistant

- Tamper-resistant to comply with the latest NEC® requirements for tamper-resistant receptacles in residences and childcare facilities

GFCI Self-Test

Engineered to meet the latest UL standard for auto-monitoring (self-test); periodically conducts an automatic internal test to confirm that GFCI protected power is available.

- Provides continuous ground fault protection - detects and trips on actual ground fault even when self-test is being conducted
- On initial power up, tests the GFCI within 3 seconds
- Auto adapts and shifts to more frequent testing if potential problem is detected
- Testing frequency regularly updates protection status
- Electronics are designed to minimize false triggers

Key Specifications

- Amperage: 15 Amp and 20 Amp
- Voltage: 125 Volt
- Feed-through: 20 Amp protection
- NEMA: 5-15R, 5-20R
- Pole: 2
- Wire: 3
- Indicators: Reverse wiring/power/self-test status
- Termination: Back & Side
- Warranty: 2-Year Limited

Agency Standards and Compliance


- Meets the latest UL and CSA requirements
- UL Listed (File # E480630)
- CSA Certified (File #LR-57811)



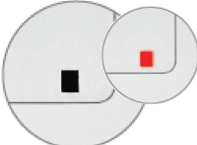


Specification Details

AC Horsepower Ratings	Electrical Specifications	Environmental Specifications	Material Specifications	Mechanical Specifications	Standards and Certifications
At Rated Voltage: 1 HP	Dielectric Voltage: Withstands 1250VAC per UL 1699A & UL 943 Temperature Rise at terminals: Max 30°C after 250 cycles OL at 200 percent rated current	Flammability: Rated V-2 per UL94 Operating Temperature: -35°C to +66°C	Face Material: Thermoplastic Body Material: Polycarbonate Line Contacts: Brass Double-Wipe .031 Thick* Terminal Screws: Plated Steel Grounding: Self-Ground Clip Grounding Screw: Plated Steel Yoke: Zinc-Plated Steel Clamps: Brass	Terminal ID: Brass-Hot, Green-Ground, Silver-Neutral Terminal: 14-10 AWG Product ID: Ratings are permanently marked on device Wiring: Use with copper or copper-clad wire. No aluminum wiring	NEMA: WD-6 ANSI: C-73 NOM UL Fed Spec: WC-596 UL 498, CSA C22.2 No. 42 UL 943, CSA C22.2 No. 144.1 UL 1699A CSA Technical Info: Letter No. M-02A

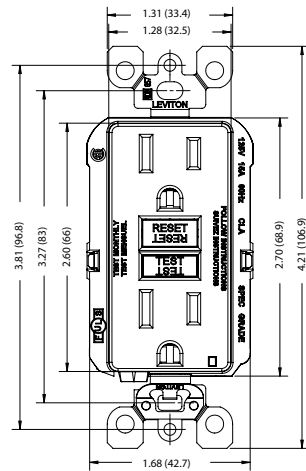
Status Indicator Light

Leviton Dual Function devices feature an AFCI/GFCI Status Indicator Light which provides a simple, intuitive visual indication to the user of the status of GFCI and AFCI protection. This is a convenient way to check the level of protection at-a-glance.

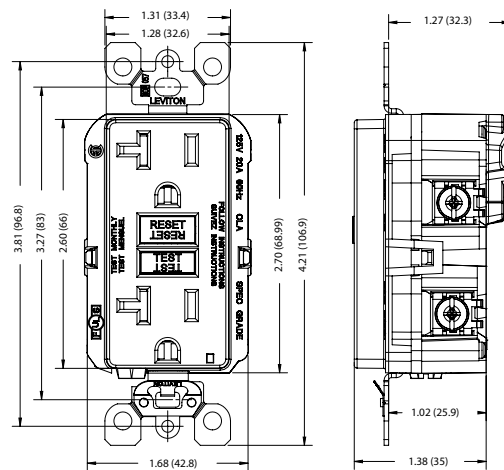


Status Indicator Light	Load Power	Status/Action	RESET Button Status
 Solid GREEN	ON	Device is in normal working state	SET - Button in
 Solid or constant flashing RED	ON	Press TEST button and RESET button. If RED indication continues or will not RESET, replace device	SET - Button in
 Off and Flashes RED twice every 5 seconds	OFF	Device has tripped and the self-test function detects a potential problem, press RESET. If RED indication continues or will not RESET, replace device	TRIPPED - Button out
 Off	OFF	AFCI trip - press RESET, if device continues to trip, contact an electrician	TRIPPED - Button out
 Off	OFF	GFCI trip - Press RESET, if device will not reset, there is no power on the circuit	TRIPPED - Button out

Dimensional Drawings



AGTR1



AGTR2

Ordering Information

Cat. No.	Description	Color
AGTR1	Dual Function AFCI/GFCI Receptacle with LED Indicator 15A-125V @ Receptacle 20A-125V Feed-Through	W, I, T, G, E, B
AGTR2	Dual Function AFCI/GFCI Receptacle with LED Indicator 20A-125V @ Receptacle 20A-125V Feed-Through	W, I, T, G, E, B



Leviton Manufacturing Co., Inc.

201 North Service Road, Melville, NY 11747-3138
Telephone: 1-800-323-8920 • FAX: 1-800-832-9538
Tech Line (8:30AM-7:00PM E.T. Monday-Friday): 1-800-824-3005

Visit our Website at: www.leviton.com

© 2016 Leviton Manufacturing Co., Inc. All rights reserved.
All trademarks are the property of their respective owners.

