

# CGP9536SLSS

## GE Café™ Series 36" Built-In Gas Cooktop

### DIMENSIONS AND INSTALLATION INFORMATION

**AGA REQUIREMENT:** All gas cooktop models require 7/16" free area below cooktop height to combustible material. Requires 18" minimum from countertop to adjacent overhead cabinets.

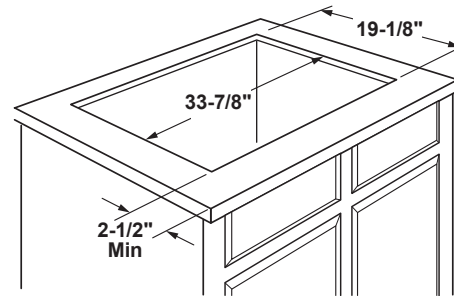
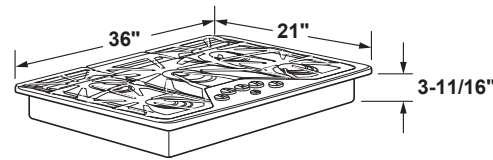
**NOTE:** If installing with a GE Profile™ Telescopic Downdraft System, consult both cooktop and downdraft installation instructions packed with product before installing. Cooktop gas/electric supply may need to be re-routed to install downdraft.

**ELECTRICAL RATING:** 120V, 60Hz, 5A

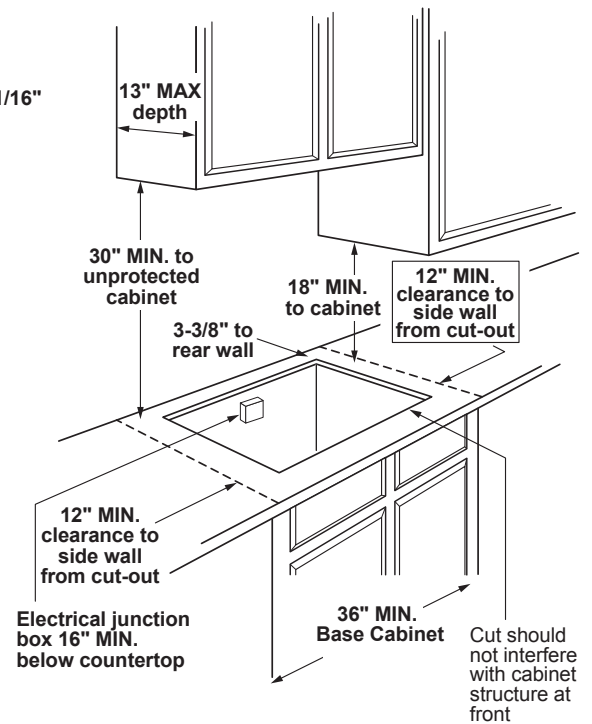
### INSTALLATION WITH SINGLE WALL OVEN INFORMATION:

30" Gas Cooktops are approved for use over select GE 27" and 30" Wall Ovens and Warming Drawers. 30" and 36" Gas cooktops are approved for use over select 30" Wall Ovens and Warming Drawers. Refer to cooktop and wall oven/warming drawer installation instructions packed with product for current dimensional data.

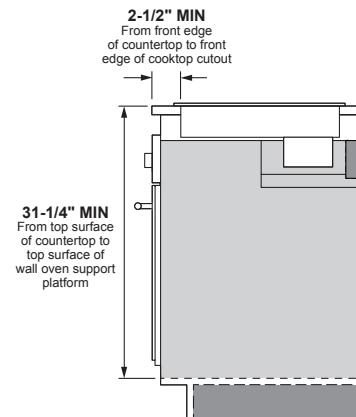
**INSTALLATION INFORMATION:** Before installing, consult installation instructions, packed with product, for current dimensional data.



Dimension and installation information are shown in inches.  
\*Allow 5-3/4" depth at rear for electrical and gas connections



### INSTALLATION ABOVE A WALL OVEN



For answers to your Monogram, GE Café™ Series, GE Profile™ Series or GE Appliances product questions, visit our website at [geappliances.com](http://geappliances.com) or call GE Answer Center® Service, 800.626.2000.



# CGP9536SLSS

## GE Café™ Series 36" Built-In Gas Cooktop

### FEATURES AND BENEFITS

20,000 BTU tri-ring burner – Offers the flexibility of three different burners

White LED backlit heavy-duty knobs – Durable knobs are back-lit with white LED lighting that lend a sleek appearance and let you know if burners are on

Extra-large, integrated cooktop griddle – Eliminate the need for extra cookware and enjoy a built-in cooking surface for pancakes, grilled cheeses and other favorites.

Precise Simmer burner – Delicate foods don't burn with low, even heat

Heavy-cast, edge-to-edge grates – Allow for easy movement of pans between burners

Sealed cooktop burners – Contains spills and make cleaning quick and easy

Control lock capability – Protects against unintended activation

Heavy-duty, dishwasher safe grates – Easily and safely clean grates in the dishwasher

Model CGP9536SLSS – Stainless Steel

### GUARANTEED FIT

Replacing a similar cooktop from GE Appliances or another brand?

GE cooktops are guaranteed for an exact fit or GE Appliances will pay up to \$100 toward modifications

Visit [geappliances.com](http://geappliances.com) for more info

