

**LAVATORY FAUCET**

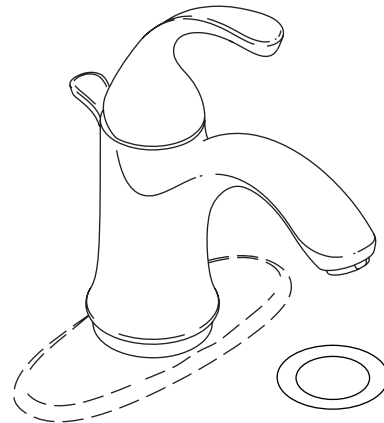
**K-10215**

**ALSO K-10216**

**ADA**

**Features**

- Brass construction
- One-piece, self-contained ceramic disc valve allows both volume and temperature control
- Temperature memory allows faucet to be turned on and off at any temperature setting
- High-temperature limit setting for added safety
- Pop-up drain with lift rod and tailpiece
- Flexible connections for easy installation
- Single-control
- 5-1/8" (13 cm) spout length
- For single-hole mounting or 6-1/2" (16.5 cm) escutcheon plate installations
- Complements Forte® Suite
- 2.2 gpm (8.3 lpm) flow rate
- Available with sculpted lever handle



**Codes/Standards Applicable**


Specified model meets or exceeds the following:

- ADA
- ASME A112.18.1/CSA B125.1
- IAPMO/cUPC
- NSF 61

**Colors/Finishes**

- CP: Polished Chrome
- Other: Refer to Price Book for additional colors/finishes

**Specified Model**

Model	Description		
K-10215-4	Lavatory faucet with sculpted lever handle and metal pop-up drain	<input type="checkbox"/> CP	<input type="checkbox"/> Other _____
K-10216-4	Lavatory faucet with sculpted lever handle and plastic pop-up drain	<input type="checkbox"/> CP	<input type="checkbox"/> Other _____

**Product Specification**

Single-control lavatory faucet shall be of brass construction. Product shall feature a one-piece, self-contained ceramic disc valve, which allows for both volume and temperature control. Product shall feature temperature memory, allowing the faucet to be turned on and off at any temperature setting. Product shall include a high-temperature limit stop for added safety, flexible connections for easy installation, 5-1/8" (13 cm) spout length, and a pop-up drain with lift rod and tailpiece. Product shall feature single-hole mounting or 6-1/2" (15.2 cm) escutcheon plate installation, 2.2 gallons (8.3 liters) per minute flow rate, and sculpted lever handle. Product shall complement the Forte Suite. Lavatory faucet shall be Kohler Model K-\_\_\_\_-\_\_\_\_-\_\_\_\_.

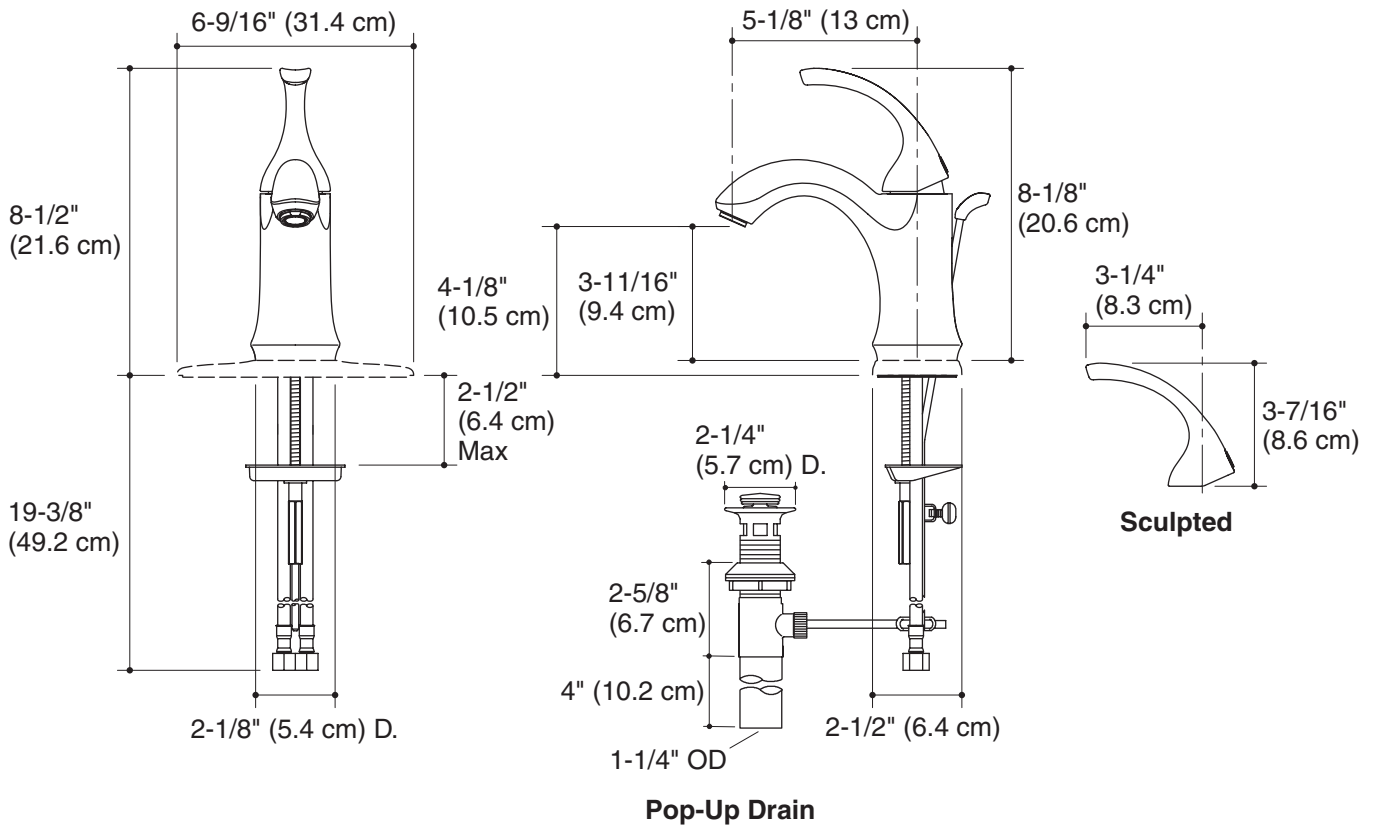
# FORTE®

## Technical Information

Included component:	
Plastic pop-up drain	1034580
Metal pop-up drain	1037023

## Installation Notes

Install this product according to the installation guide.



## Product Diagram