

Features

- Accessories for MasterShower® handshower system

**PERFORMANCE SHOWERING
ACCESSORIES
K-8515**

Codes/Standards Applicable








Specified model meets or exceeds the following:

- ASME A112.18.1/CSA B125.1
- IAPMO/cUPC

Colors/Finishes

- CP: Polished Chrome
- PB: Vibrant® Polished Brass
- Other: Refer to Price Book for additional colors/finishes

Specified Model

Model/Description	
K-8515 Wall bracket <input type="checkbox"/> CP <input type="checkbox"/> PB <input type="checkbox"/> Other_____	
K-8516 Slidebar with hose <input type="checkbox"/> CP <input type="checkbox"/> PB <input type="checkbox"/> Other_____	
K-8517 Adjustable bracket with hose <input type="checkbox"/> CP <input type="checkbox"/> PB <input type="checkbox"/> Other_____	
K-9515 Adjustable bracket <input type="checkbox"/> CP <input type="checkbox"/> PB <input type="checkbox"/> Other_____	
K-9516 Slide bar <input type="checkbox"/> CP <input type="checkbox"/> PB <input type="checkbox"/> Other_____	
K-9513 Wall supply elbow <input type="checkbox"/> CP <input type="checkbox"/> PB <input type="checkbox"/> Other_____	
K-9514 60" Metal shower hose <input type="checkbox"/> CP <input type="checkbox"/> PB	

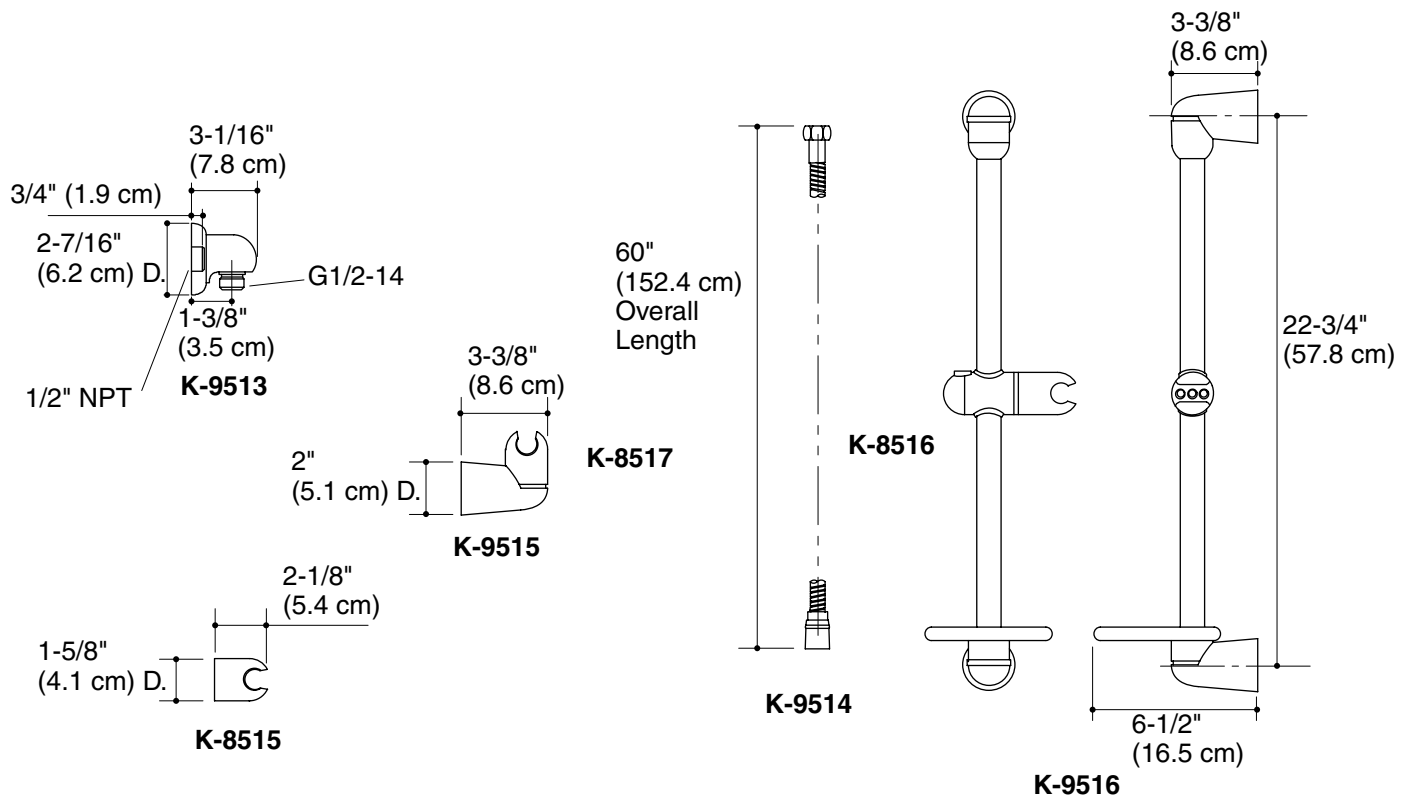
Product Specification

Performance showering accessories shall include accessories for MasterShower® handshower system. Accessories shall be Kohler Model K-____-____.

MASTERSHOWER®

Installation Notes

Install this product according to the installation guide.



Product Diagram