



4700 W. 160th St.  
Cleveland, Ohio 44135  
Ph: (800) 321-9532  
Fax: (800) 321-9535  
www.oatey.com

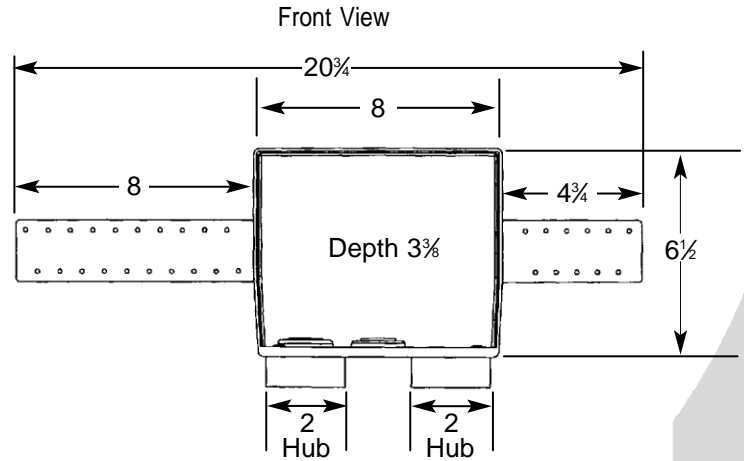
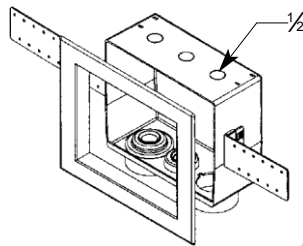
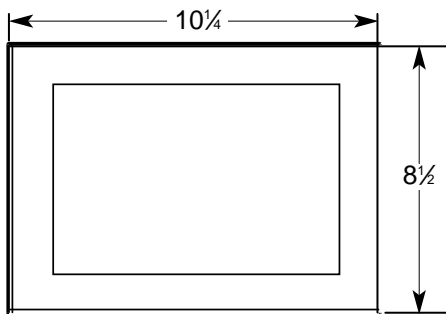
# Double Outlet Washing Machine Outlet Boxes



## SUBMITTAL SPECIFICATION

**Engineering Specification:** Oatey Double Outlet washing machine outlet boxes can be used in commercial or residential applications which require twist-connect supply valves and waste drain recessed into the wall. Oatey Double Outlet washing machine outlet box allows right or left hand drain installation with patented twist-connect valve mounting.

Job Reference



(All dimensions in inches)

- 2" drain openings fit PVC or ABS Sch. 40 DWV pipe
- All washing machine outlet boxes are shipped 12 per carton
- Box made of high impact polystyrene
- 2 support brackets for mounting box
- Easy to remove 1/2" top mount knockouts
- Snap-on faceplate frame accommodates up to 1" drywall
- Test cap included
- Allows for right or left hand drain
- US Patent # 6,155,286

✓	Prod. No	Description
	38650	Plain Box - Standard Pack
	38660	Single Lever Valve - Copper Sweat - Standard Pack
	38664	Single Lever Valve - PEX - Standard Pack
	38670	1/4 Turn Brass Ball Valves - CPVC - Standard Pack
	38672	1/4 Turn Brass Ball Valves - Compression - Standard Pack - With Grommets
	38673	1/4 Turn Brass Ball Valves - Copper Sweat - Standard Pack
	38674	1/4 Turn Brass Ball Valves - PEX - Standard Pack
	38863	Boiler Drain Valves - Copper Sweat - Standard Pack
	38866	Boiler Drain Valves with Screwdriver Stop - Copper Sweat - Standard Pack
	38867	North American Boiler Drain Valves - Copper Sweat - Standard Pack
	38904	1/4 Turn Brass Ball Valves - Copper Sweat - Contractor Pack
	38922	Single Lever Valve - CPVC - Standard Pack
	38398	1/4 Turn Brass Ball Valves- Copper Sweat- Display



Data is subject to manufacturing tolerances.

Valves meet ASME A112.18.1

Visit [www.oatey.com](http://www.oatey.com) for updates.